

تم تحميل وعرض المادة من

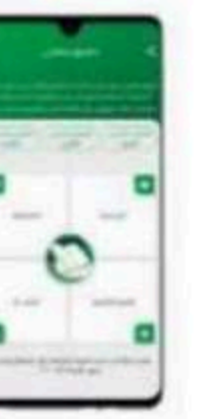

منهجي

mnhaji.com



موقع منهجي منصة تعليمية توفر كل ما يحتاجه المعلم
والطالب من حلول الكتب الدراسية وشرح للدروس
بأسلوب مبسط لكافة المراحل التعليمية وتوازيع
المناهج وتحاضير وملخصات ونماذج اختبارات وأوراق
عمل جاهزة للطباعة والتحميل بشكل مجاني

حمل تطبيق منهجي ليصلك كل جديد



STUDENT'S BOOK
2

WE CAN!

Yoko Matsuka and Glenn McDougall

Mc
Graw
Hillوزارة التعليم
Ministry of Education
2025 - 1447

We Can! Student's Book 2

We Can! Copyright © 2009 by McGraw-Hill Education

Adaptation Copyright © 2025 by McGraw-Hill Education (UK) Limited

Published by arrangement with McGraw Hill LLC

ALL RIGHTS RESERVED. NO PART OF THIS BOOK MAY BE REPRODUCED OR TRANSMITTED IN ANY FORM OR BY ANY MEANS, ELECTRONIC OR MECHANICAL, INCLUDING PHOTOCOPYING, RECORDING OR BY INFORMATION STORAGE AND RETRIEVAL SYSTEMS, WITHOUT PERMISSION IN WRITING FROM MCGRAW HILL.

ISBN-13: 9781398962415

ISBN-10: 1398962414

Series consultant: Mayumi Tabuchi

Project manager: Judy MacDonald, **Development editor:** Steve Longworth, **Editor:** Anne Tseng,

Production manager: Alfonso Reyes, **Designer:** Kate Vandestadt, **Design supervision:** Peter Shaw



www.mheducation.com

© 2025. Exclusive rights by McGraw-Hill Education (UK) Limited for manufacture and export. This book cannot be re-exported from the country to which it is sold by McGraw-Hill Education (UK) Limited.

Photo Credits

SB: iii (t)©Tatweer Co. for Educational Services; **3** (l-r, t-b)©Andrew Paul Deer/Shutterstock, (2)©Jan Stria/Shutterstock, (3)©Daves-ayit/Shutterstock, (4)©Tatiana Grozetskaya/Shutterstock, (5)©Vaclav Sebek/Shutterstock, (6)©paula french/Shutterstock, (7)©davegugler/Shutterstock, (8)©Nick Fox/Shutterstock, (9)©Donovan van Staden/Shutterstock, (10)©four Oaks/123RF, (11)©Glow Images, (12)©semue85/Shutterstock; **4** (t-b)©Pix One/Shutterstock, (2)©Fotos593/Shutterstock, (3)©Chase Swift/Getty Images, (4)©Tom Reichner/Shutterstock, (5)©McGraw-Hill Education, (6)©Seregam/Shutterstock, (7)©Jan Stria/Shutterstock, (8)©Martin Strmiska/Alamy Stock Photo, (9)©Elko Tsuchiya/Shutterstock; **8** (l-r, t-b)©bigjom jom/Shutterstock, (2)©David Carillet/Shutterstock, (3)©Tatweer Co. for Educational Services, (4)©Alina Zamogilnykh/Shutterstock, (6)©McGraw-Hill Education; **14** ©Tatweer Co. for Educational Services; **15** (l-r, t-b)©Moatassem/Shutterstock, (2)©Alexander Chaikin/Shutterstock, (3)©allexandar/123RF, (4)©Volodymyr Dvornyk/Shutterstock, (5)©AHMAD FAIZAL YAHYA/Shutterstock, (6)©Tatweer Co. for Educational Services, (7)©dnaveh/Shutterstock, (8)©Volodymyr Dvornyk/Shutterstock; **16** (r)©Artisticco/Shutterstock; **17** (l)©Aui Meesri/Shutterstock, (2)©Mikbiz/Shutterstock, (3)©Hannu Liivaar/Alamy, (4)©Tom Saga/Shutterstock, (5)©vkstudio/Alamy; **20** (l-r)©McGraw-Hill Education, (2)©pmozz/Shutterstock, (3)©George Doyle/SuperStock, (4)©Irina Nartova/Shutterstock; **22** (l-r)©James Gathany/CDC, (2)©Punit Gupta, (3)©Elenamiv/Shutterstock, (4)©fam Dubai/Shutterstock; **28** (l-r)©Gordana Sermek/Shutterstock, (2)©Zurijeta/Shutterstock, (3)©zi3000/Shutterstock, (4)©MWermuth/Shutterstock; **30** (l-r, t-b, 2)©Lana Stem/Shutterstock, (3)©Fernandodiass/Shutterstock, (4, 5)©Es sarawuth/Shutterstock, (6)©Photoongraphy/Shutterstock, (7)©Aakash Bagchi/Shutterstock, (8)©Nor Gal/Shutterstock, (9)©demidoff/Shutterstock; **31** (c)©Es sarawuth/Shutterstock; **32** (l-r, t-b)©Yuri Arcurs/DesignPics, (2)©Ruslan Kudrin/Shutterstock, (3)©Radius Images/Image Source, (4)©CosminIftode/Shutterstock, (5)©Bohbeh/Shutterstock, (6)©Image Source; **36** (b)©Sketch Master/Shutterstock; **38** (l-r, t-b)©Cincinart/Shutterstock, (2)©hanahusain/Shutterstock, (3)©Uncle Leo/Shutterstock; **40** (cl)©b71/Shutterstock, ©Vladislav Ashikhmin/Alamy Stock Vector, ©Ammar Rasheed/Shutterstock, (cr)©Tarikdiz/Shutterstock, (bl, br)©tiny windmill/Shutterstock; **46** ©Tatweer Co. for Educational Services; **48** (c)©mkos83/123RF, (inset)©Zurijeta/Shutterstock; **52** (l)©Lana Stem/Shutterstock; **55** (l)©Tatweer Co. for Educational Services.

WB: 67 (l)©Shawn Mahoney, (2)©Ondrej Prosicky/Shutterstock, (3)©Paul Henning/Image Source, (bl)©Stephen Mcsweeny/Shutterstock, (bc)©Shawn Mahoney, (br)©Paul Henning/Image Source; **68** (l-r, t-b)©Dmytro Gilitukha/Shutterstock, (2)©paula french/Shutterstock, (3)©Worakiet/Shutterstock, (4)©Radek Borovka/Shutterstock, (5)©Ronnie Howard/Shutterstock; **71** (l-r, t-b)©Serhii Brovko/Shutterstock, (2)©David Carillet/Shutterstock, (3)©McGraw-Hill Education, (4)©Vibrant Image Studio/Shutterstock, (5)©Akugasahagy/Shutterstock, (6)©Tewin Kijthamrongworakul/Alamy Stock Photo, (7)©bigjom jom/Shutterstock, (8)©Tatweer Co. for Educational Services; **76** (l)©Whitevector/Shutterstock, (2)©Sony Herdiana/Shutterstock, (3)©SaudiArabiaPhotography/Shutterstock, (4)©Alexander Kondratenko/Shutterstock, (5)©iofoto/Shutterstock, (6)©Tatweer Co. for Educational Services; **79** (l)©Mikbiz/Shutterstock, (2)©vkstudio/Alamy, (3)©Hannu Liivaar/Alamy Stock Photo; **81** (l)©David Papazian/Shutterstock, (2)©Photographee.eu/Shutterstock, (3)©Peshkova/Shutterstock, (4)©Photographee.eu/Shutterstock, (5)©Interior Design/Shutterstock, (6)©Africa Studio/Shutterstock, (7)©JOAT/Shutterstock; **84** (l)©Photobac/Shutterstock, (2)©Miroslav Pesek/Shutterstock, (3)©Photographee.eu/Shutterstock, (4)©Avaniks/Shutterstock, (5)©Photographee.eu/Shutterstock, (6)©Juris Kraulis/Shutterstock; **91** (l)©chalrumpon onnongwa/Shutterstock, (2)©Picsfive/Shutterstock, (3)©McGraw-Hill Education, (4)©Mark Steinmetz, (5)©ChameleonsEye/Shutterstock; **92** (tr, bl)©Koya979/Shutterstock, (cl)©Lana Stem/Shutterstock, (br)©Fernandodiass/Shutterstock; **100** (3)©hanahusain/Shutterstock, (7)©Cincinart/Shutterstock, (9)©Uncle Leo/Shutterstock; **102** (cl)©Tarikdiz/Shutterstock, (cr)©b71/Shutterstock, ©Vladislav Ashikhmin/Alamy Stock Vector, ©Ammar Rasheed/Shutterstock, (5, 6)©tiny windmill/Shutterstock.



Contents

Student's Book

Unit 1	Wild Animals	2
Unit 2	From Here to There	10
Unit 3	My House	18
Unit 4	My Things	26
Unit 5	My Day, Animals, Places	34
Phonics Practice		42
Picture Dictionary		52
Audio Track Lists		57
Word List		59
Objectives		60
Workbook		62



Syllabus

Unit and Topic	Talk Time	Rhythms and Listening
1 Wild Animals	Look! It's (a baby monkey, an elephant). Monkeys are cute. Elephants are big. Where's the (lion, snake)? It's over there. / It's here.	Chant: <i>Animal Chant</i> I will catch a (monkey, elephant, tiger, snake, bear) by the (toes, tail, nose). Sounds: monkey, elephant, tiger, snake, bear
2 From Here to There	Excuse me. Where's the train station? Walk straight and turn left. How do you go to school? I walk. How about you? I go by school bus.	Chant: <i>When You See a Red Light</i> red, yellow, green, stop, wait, go
3 My House	Hello. Welcome to our house. Would you like to come in? Yes, please. I'll show you around. Thanks. This is the (living room).	Chant: <i>Where's the Boy?</i> Where's (Ali, mother, the boy)? In the (bathroom, kitchen, dining room, yard, bedroom).

Words in Action	Phonics	Phonics Practice
Elephants (are big, have trunks). Zebras (are black and white, have stripes). Crocodiles (are scary, have big teeth). Chimpanzees (are smart, have long arms). Snakes (are long, have no arms or legs). Hippos (are fat, have big mouths).	Long/short vowels o and o_e, u and u_e, oo, ea octopus, fox, rose, rope cup, bus, duck, cube, huge, uniform book, foot, cook, food, boot, moon head, bread, feather, peach, meat, bread Final s hippos, crocodiles, snakes, elephants, dresses, faces	Words with -s ending Words with bl, pl Consonant Blends
Watch out! It's a / an (truck, bus, train, motorbike, car, bicycle, taxi, police car, ambulance). taxi stand, hospital, school, train station, airport, space station, moon	Consonant clusters/blends st, sl, bl, cl, fl, gl, pl station, step, stop, sleep, slip, black, blue, class, clock, plant, plate, glass, glue, flag, fly Consonant digraphs sh, ch ship, sheep, chip, cheese	Words with short and long oo Words with gr, gl and cr, cl Words with fl, fr and dr, tr
The mouse is (on, in, under, next to, behind) the (chair, cupboard, bed, fridge, table).	Consonant clusters/blends pr, fr, prize, present, fries, frog Diphthongs ou mountain, cloud, mouse, house Short vowels o, u dot, not, hot, ox, fox, box, nut, but, cut, sun, fun, run	Words with br, pr Words with wh, w, h, and ph Words with sm, sn and st, sl

Syllabus


Unit and Topic	Talk Time	Rhythms and Listening
4 My Things	Can I have some candy? Sure. Here you go. Great! Thanks. How many are there? Let's count them. Numbers 1-100. That's a lot.	Chant: <i>Things on My Desk</i> pens, pencils, paper, glue, scissors, erasers, candy
5 My Day, Animals, Places	Tell me about your day! I get up at 6 o'clock. What time do you eat lunch? At 2.00 o'clock. Then I do my homework. Do you watch TV in the evening? Yes, I do. What do you do on Saturday? I play with my friends. Sunday, Monday, Wednesday, Thursday, Friday, Saturday.	Chant: <i>Which animal is it?</i> Its (jaws are huge). Their (skin is green). Can (ostriches) run? Yes, they can. Can they fly? No, they can't. (Ostriches) can (run) but (they) can't (fly!) sunny, cloudy, rainy, snowy

Words in Action	Phonics	Phonics Practice
What's this? / What are these? It's a / They're (computer game/s, comic book/s, music player/s, cell phone/s, wallet/s, watch/es).	Consonant clusters/blends sm, sn, sp, sw smile, small, snail, snack, spider, spring, sport, sweater, swing, swan Vowels - a, e, i, o, u fat, cat, sat, mat, hen, pen, in, on, fox, box, bug, rug.	Words with bl, br, fl, fr, cl, cr, dr Long vowel sounds
Does he work in an office? Yes, he does./ No, he doesn't. Is he (an/ architect, astronaut, a/ businessman, computer technician, cook, doctor, farmer, firefighter, pilot, teacher)? Yes, he is./ No, he isn't. He/she has (short brown hair, long hair, brown eyes, short blond hair.) He/She is tall/ short.	Long Vowels ee, ea/ ea sleep, read, head, sheep, meat, bread Irregular plurals man/ men, woman/ women, child/ children, foot/ feet, mouse/ mice next to, opposite, between, near, on	

Unit 1 Wild Animals

Talk Time

1 Listen and point.



2 Practice the talks in pairs.

3 Act out the talks in pairs.



Remember the Big Four




Fun Time!

4 Find the Animal



Listen to the teacher and look for the animal.
Say the letter.



I Can ...

- act out the talks about wild animals.
- tell friends the names of six wild animals using the animal chart.



Rhythms and Listening

1 Chant and mime.



Animal Chant

I will catch a monkey, by the toes, by the toes.

I will catch a monkey, by the toes!

... a monkey, by the toes!

... an elephant, by the trunk!

... an elephant, by the trunk!

... a tiger, by the tail!


... a tiger, by the tail!

... a snake, by the head!

... a snake, by the head!

... a bear, by the nose!

... a bear, by the nose!



Sounds and Letters

2 Listen, say, and match.



o

octopus

fox



o_e

rose

rope



Fun Time!

3 What Animal Is This? Game

Listen and guess.



I Can ...

- chant the *Animal* chant.
- play the What Animal Is This? Game with a partner.



Advice Time




The early bird catches the worm.



Words in Action

1 Listen, point, and say.



1. Elephants ...
are big.
have trunks.



2. Zebras ...
are black and white.
have stripes.



3. Crocodiles ...
are scary.
have big teeth.



4. Chimpanzees ...
are smart.
have long arms.



5. Snakes ...
are long.
have no arms or legs.



6. Hippos ...
are fat.
have big mouths.


2 Practice the sentences in pairs.

One partner says the animal name. The other says one thing about it. Then switch.

Fun Time!

3 Animal Two Hints Game

Listen to two hints and say the animal's name.



I Can ...

- say something about three wild animals.
- play the Animal Two Hints Game.



Now go to page 42



7 Unit 1

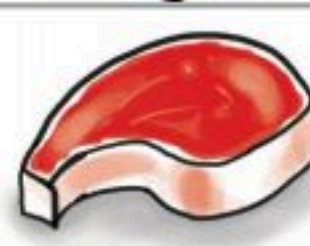
Phonics

Sounds and Letters

1 Listen, point, and say. Then read and number 1 or 2.



1 /e/	2 /i/
 head	 read



☐ feather ☐ peach ☐ meat ☒ 1 bread

2 Listen, point, and say. Then match with u or u_e.



U says ... u, u, tub  and U says ... u, u, tube .



cup



cube



uniform

u
u_e

bus



duck



huge



3 Listen, say, and match.



food

book

boot



foot




moon

cook



4 Read and number. Then listen and check.



<p>1 /z/</p>  <p>arms</p>	<p>2 /s/</p>  <p>trunks</p>	<p>3 /iz/</p>  <p>noses</p>
--	---	--

 <p><input checked="" type="checkbox"/> 1 hippos</p>	 <p><input type="checkbox"/> crocodiles</p>	 <p><input type="checkbox"/> snakes</p>
 <p><input type="checkbox"/> elephants</p>	 <p><input type="checkbox"/> dresses</p>	 <p><input type="checkbox"/> faces</p>


★ Fun Time!

5 Phonics Race




Say and mime words in pairs.
Use these letters.
o o_u ea u
u_e oo

o_e says rose ...



o says hot ...



I Can ...

- listen, point, and match pictures, words, and letters.
- say, read, and write the sounds for ea, peach and ea, head; u, duck; u_e, cube; oo, book; and oo, boot by myself.



Unit 2 From Here to There

Talk Time

1 Listen and point.



2 Practice and act out the talks in pairs.

3 Listen, point, and say. Then write the missing letters.



station step stop
Walk straight two ___eps
and ___op!



Fun Time!

4 Which Way Are You Looking?

Close your eyes and try to follow.



I Can ...

- act out the talks about directions and going places with a partner.
- give directions to a partner, saying "Turn left.", "Turn right.", and "Walk straight."



Rhythms and Listening



1 Chant and do the actions.



When You See a Red Light



When you see a red light, red light, red light.

When you see a red light, stop, stop, stop.

When you see a yellow light,
yellow light, yellow light.



When you see a yellow light, wait, wait, wait.

When you see a green light,
green light, green light.



When you see a green light, go, go, go.

Sounds and Letters

2 Listen, say, and number. Then write the missing letters.



ship



chip




slip



___ eep



___ eese




___ eep



Fun Time!

3 Traffic Signal Game

Listen to the leader and say what to do.



I Can ...

- chant the *When You See a Red Light* chant.
- say if a traffic signal says "Stop!", "Wait!", or "Go!".



GOAL 51



GOAL 52

Now go to page 44

13

Unit 2

Words in Action

1 Listen, point, and say.

Watch out! It's a / an ...



1. truck



2. bus



3. train



4. motorbike



5. car



6. bicycle



7. taxi




8. police car



9. ambulance

2 Practice the words in pairs. Then race your partner.




Fun Time!

3 Take a Trip!



Listen and trace with your finger from each place to the next to complete your trip. Where do you end up?

Where are you now?



Take a bus.



I Can ...

- say the names of three vehicles.
- tell someone two sentences like "Take a bus." or "Take a taxi."



Now go to page 45

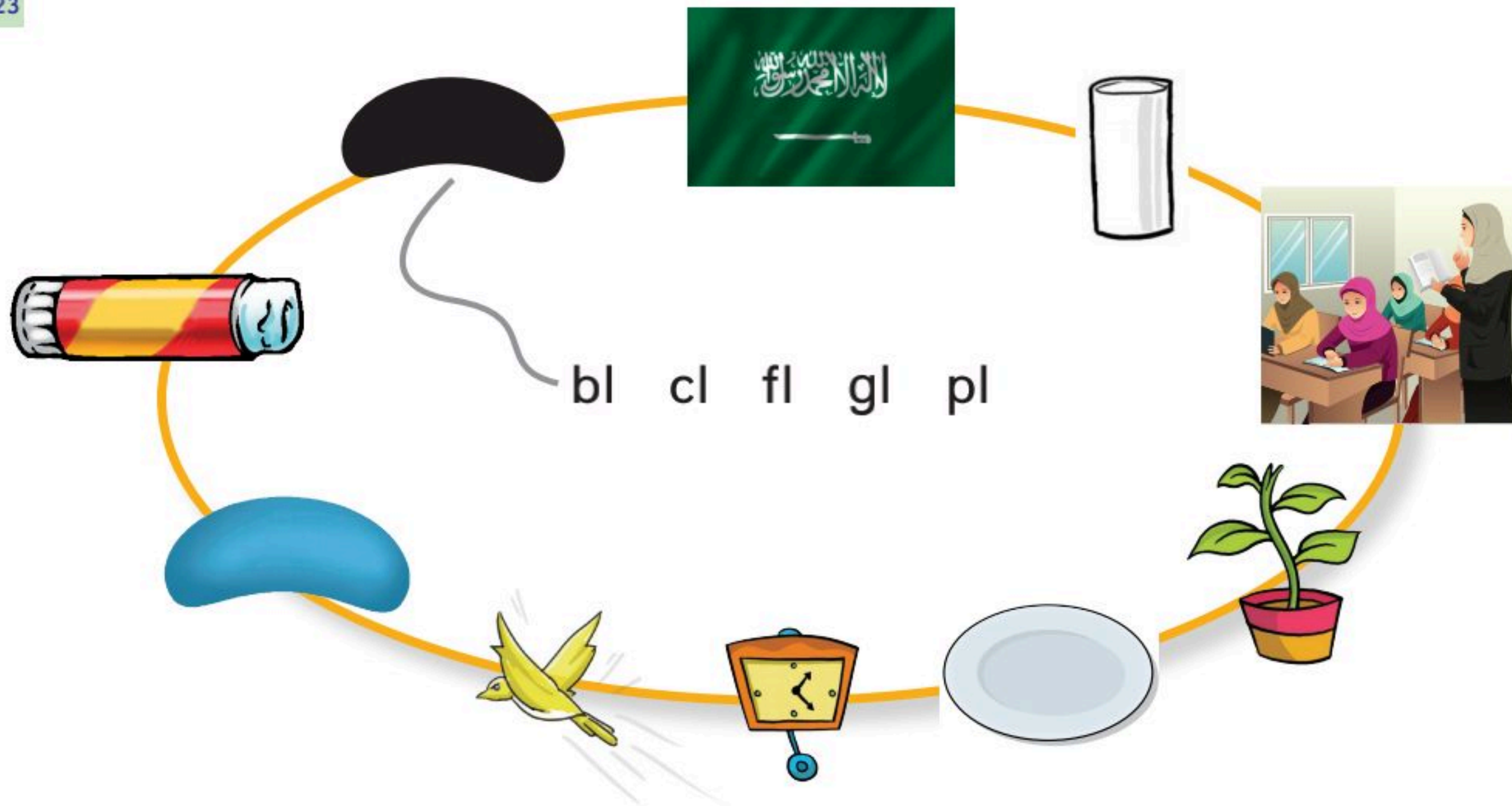
15

Unit 2

Phonics

Sounds and Letters

1 Listen, say, and match. Then write the missing letters.



- | | | | |
|------------|------------|-----------|------------|
| 1. ____ack | 2. ____ass | 3. ____ag | 4. ____ant |
| 5. ____ock | 6. ____ue | 7. ____y | 8. ____ate |

Advice Time



Ask and you'll never be lost.




Fun Time!

2 Picture Puzzle



Write five words from the photos.

1. b _____ 2. b _____ 3. p _____
4. c _____ 5. b _____



I Can ...

- listen, point, and match pictures, words, and letters.
- say, read, and write the sounds for bl, black; cl, clock; fl, flag; gl, glass; pl, plant.



Now go to page 46

Unit 3 My House

Talk Time

1 Listen and point.

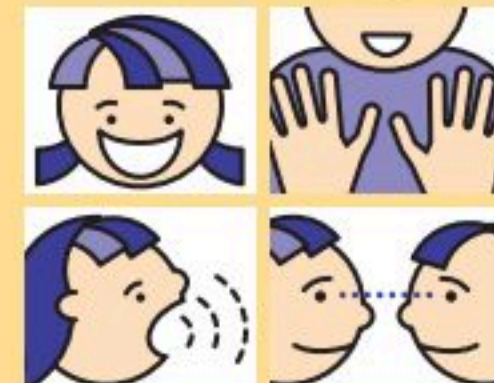


2 Practice the talks in pairs.

3 Act out the talks in pairs.



Remember the Big Four

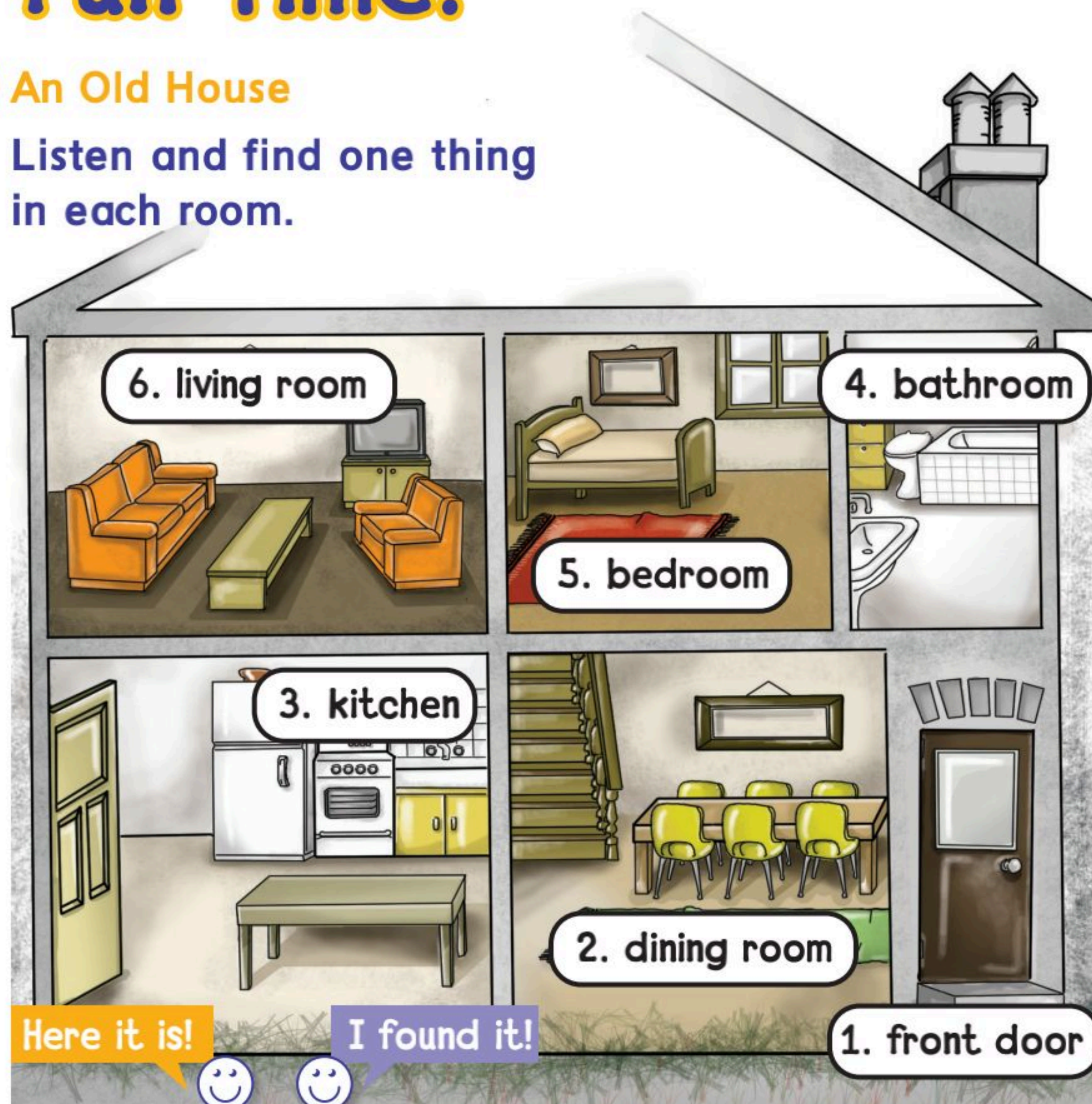


Fun Time!

4 An Old House



Listen and find one thing in each room.



I Can ...

- act out the talks about showing around the house with a partner.
- show someone around my house.



Rhythms and Listening



1 Chant and point.

Where's the Boy?



Where's ...?

In the ...



Sounds and Letters

2 Listen, say, and match. Then write the missing letters.



prize



fries



present



frog

My friend is eating ____ies.

Fun Time!

3 Where? Relay

Don't forget to repeat "Where?"



Grammar Toolbox

He is = He's

She is = She's

Where is = Where's



I Can ...

- chant the *Where's the Boy?* chant.
- ask "Where's ... ?" when I want to know where someone is.




Now go to page 47

Words in Action


1 Listen, point, and say.



The **mouse** is **on** the **chair**.




The **mouse** is **in** the **cupboard**.



The **mouse** is **under** the **bed**.



The **mouse** is **next to** the **fridge**.




The **mouse** is **behind** the **table**.

Sounds and Letters

2 Listen, say, and match. Then write the missing letters.



cloud



mouse



house



mountain


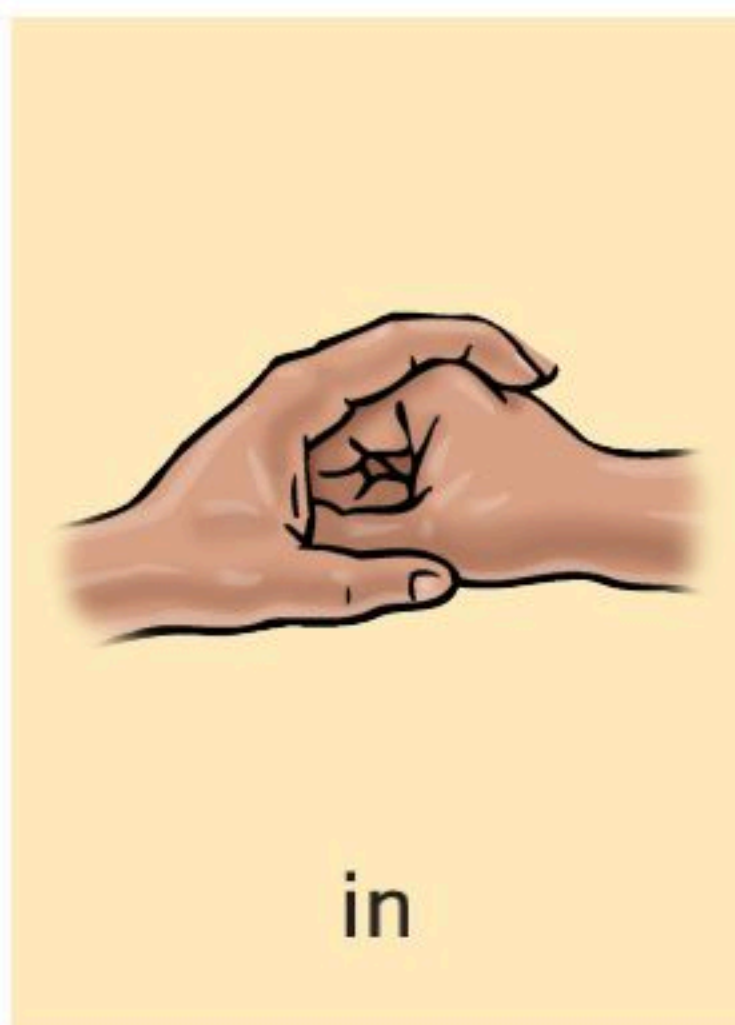
The m__se is in the h__se.



Fun Time!

3 Two Hands Game

Listen and move your hands.



I Can ...

- say the names of three pieces of furniture.
- play the Two Hands Game.



GOAL 61



GOAL 62

Now go to page 48

23

Unit 3

Phonics

1 Read and color o and u.



The Ox Story

An **ox** sat **on** a **box**. He had
fun in the **sun**. He was **hot**.
He sat **under** a tree.
Then he was **not** **hot**.



2 Listen and spell.



- How do you spell **ox**?
- How do you spell **box**?
- How do you spell **fun**?
- How do you spell **sun**?
- How do you spell **hot**?
- How do you spell **not**?

o-x
b-o-x
f-u-n
s-u-n
h-o-t
n-o-t



Fun Time!

3 Speed-reading



Make pairs. Read together and clap.

dot
not
hot



ox
fox
box



nut
but
cut



sun
fun
run



I Can ...

- say the spelling of two three-letter words.
- read the three-letter word speed-reading list by myself.



Advice Time



You can buy a house but not a home.




Now go to page 49

Unit 4 My Things

Talk Time

1 Listen and point.



2 Practice the talks in pairs.

3 Act out the talks in pairs.



Remember the Big Four



Fun Time!

4 Word Hunt



When you get a row of letters, shout "Row!"



I Can ...

- act out the talks about candy with a partner.
- count from one to thirty.



Advice Time



Don't put all your eggs in one basket.




Rhythms and Listening

1 Chant and point.



Things on My Desk

Pens and pencils,
Pens and pencils.



Paper and glue,
Paper and glue.



Scissors and erasers,
Scissors and erasers.




Candy for you,
Candy for you.




Sounds and Letters

2 Listen, say, and match. Then write the missing letters.




smile



snail



small




snack

ails are all and quiet.

Fun Time!

3 Borrowing Things Relay

Ask to borrow things.



I Can ...

- chant the *Things on My Desk* chant.
- ask to borrow some things in class.





Words in Action

1 Listen, point, and say.



What's this?
It's ...

What are these?
They're ...

1. a comic book



2. comic books



3. a cell phone



4. cell phones



5. a wallet



6. wallets



7. a watch



8. watches



2 Practice the sentences. Play the Copycat Game.

What's this? It's a wallet.

What's this? It's a wallet.

What are these?
They're wallets.

What are these?
They're wallets.



Fun Time!

Grammar Toolbox

this → it
these → they

3 Pointing Race

Point faster than your partner.



Singular



Plural



I was first!



I Can ...

- follow the teacher and play the Copycat Game.
- ask "What's this?" or "What are these?"



GOAL 69



GOAL 70

Now go to page 50

31

Unit 4

Phonics

1 Listen, say, and number 1 or 2. Then write the missing letters.



1 /sp/



spider

2 /sw/




sweater



ring



ort



2 ing



an

2 Read and color all the vowels, a, e, i, o, and u.



A Funny Day

A fat cat sat on a mat.



A fat hen sat on a pen.



A fat fox sat in a box.



And a fat bug sat on a rug.



Fun Time!

3 Find the numbers and draw lines.



Listen, count, and say the missing numbers. Then play with a friend.

A collection of 20 colored circles containing numbers, arranged in a grid-like pattern. The numbers are: 40, 81, 70, 66, 73, 68, 56, 90, 43, 50, 60, 48, 82, 78, 55, 62, 80, 76, 57, 59, 98, 47, 100, 44, 84, 62, 79. A speech bubble with a smiley face says "I'm finished!"



I Can ...

- read the story "A Funny Day" by myself.
- count from 40 to 100.



Now go to page 51


33

Unit 4

Unit 5 My Day, Animals, Places


Talk Time

1 Listen and say.



2 Practice the talks in pairs.

3 Practice and act out the talks in pairs.



Fun Time!

4 What time is it?

Listen and number.



___ seven



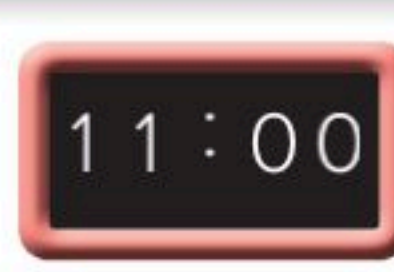
___ three



___ 1 nine



___ twelve



___ eleven

5 Check school days in Saudi Arabia.

✓						
Sunday	Monday	Tuesday	Wednesday	Thursday	Friday	Saturday

6 Ask and answer in pairs.

What time do you get up on Saturday?

I get up at 7 o'clock!



From Sunday to Thursday	YOU	YOUR FRIEND
1. What time / get up?		7 o'clock
2. What time / go to school?		
3. Where / eat lunch?		
5. What time / come home?		
6. What / do in the evening?		

I Can ...

- ask my friend questions about his / her day and get an answer.
- tell the time, ask, and talk about everyday activities.



Rhythms and Listening

Listen, chant and match.



Which animal is it?

Its jaws are huge.
They crush and chew.
It can walk and swim
It can hunt for food!

Their skin is green,
Their eyes pop out.
They can jump and dive,
They are loud and fun.



2 Listen, point, and circle YES or NO. Practice in pairs.



Can ostriches run?
Can they fly?

YES / NO
YES / NO



Can kangaroos fly?
Can they jump?

YES / NO
YES / NO



Can polar bears swim?
Can they speak?

YES / NO
YES / NO

Ostriches can run but they can't fly!

Kangaroos _____ but _____

Polar bears _____ but _____

Advice Time



Birds of a feather flock together.



Fun Time!

3

Listen and chant. Write the words.



sunny cloudy rainy snowy



It's _____ and hot.

Sit in the shade and talk.



It's _____ and gray.

There's no sun today!



It's _____ and wet.

We're not there yet!



It's _____ and cold.

Don't catch a cold!



It's cloudy and cool,

Get out of the pool!




4

Talk about the weather in your town.



summer autumn
winter spring



It's sunny and very hot in summer!


I Can

- chant, ask, and talk about animals using "can" or "can't".
- talk about the weather.



Words in Action

1 Listen and practice. Match words and pictures.



2 Ask and answer. Guess.



Grammar Toolbox

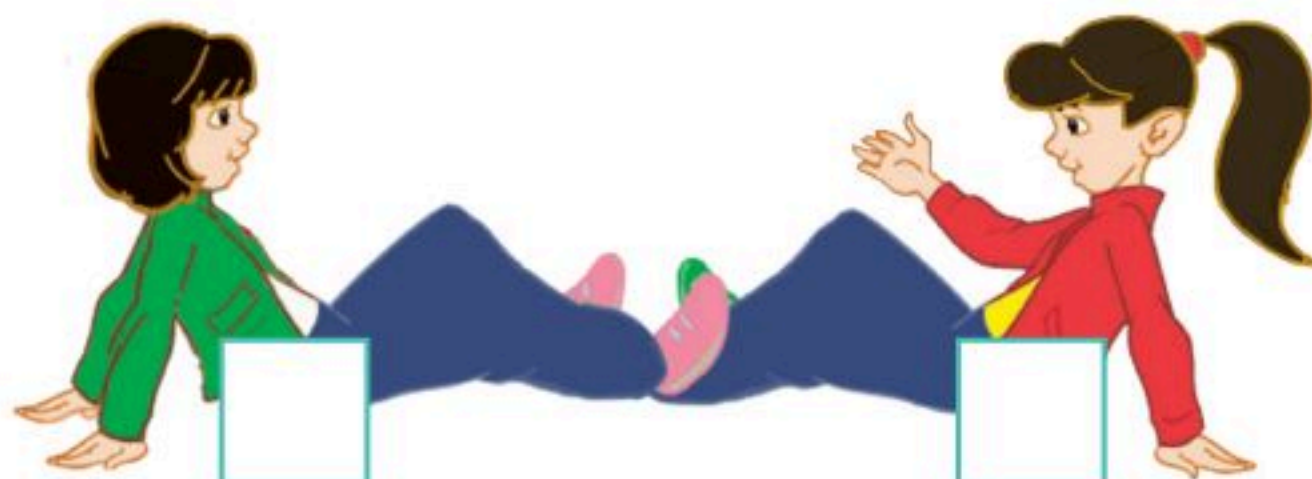
What does he / she do? He / She's a teacher.
Does he / she work in an office?
Yes, he / she does. / No, he / she doesn't.
He/ She works / doesn't work at the airport.



Fun Time!

She has long, brown hair

3 Listen and match. Practice in pairs and write.



1.

He has short, brown hair and brown eyes. He's wearing a thobe and speaking with his friend.

2. long, brown hair, brown eyes, a red jacket, sitting
3. black hair, brown eyes, a green jacket, a white T-shirt, a blue skirt, pink shoes
4. short, blond hair, blue eyes, a blue T-shirt

4 Guess who! Describe someone in your class.



She has long, brown hair and brown eyes. She's tall. She's standing near the door. What's her name?



I know! It's Rana!

I Can

- ask and talk about jobs / what someone does.
- talk about someone's appearance using "have", "has".




Phonics


1 Listen, point and say. Write *ea* or *ee*.



sleep



sh _ _ p




read



m _ _ t



head



br _ _ d

2 Listen, point, and say.




Look at this picture. There is a man, a woman and a child. It's a small family.



In this picture, there are three men, three women, and five children.

What's that?

It's a tooth.



What are those?

They're teeth.

3 Ask and answer in pairs. Use *that* or *those*.



Fun Time!

Places in Town

4 Listen, find and write. Practice in pairs.



There's a restaurant on the corner **next to** the bookstore. There's a train station **opposite** the supermarket. There's a gym **between** the supermarket and the bus station. There's a post office **between** the museum and the school. There's a park **near** the supermarket.



Things in the House

5 Listen, read, and circle T or F.



- There's a table between the sofa and the armchair.
- There's a rug behind the bed.
- There's a table opposite the fridge and the stove.

T F
T F
T F



6 Practice in pairs. Make your own sentences.

I Can ...


- make the sounds for ee and ea, use irregular plurals and "that" / "those".
- talk about places in town and things in the house using "there is", "there are".



Words with -s ending

CD3 02

1 Listen, point, and say.



carrot /
carrots



pizza / pizzas




orange /
oranges

CD3 03

2 Look at the picture, write the word, and check ✓ the sound. Then listen and check your answers.


1.  /s/ ☐ /z/ ☒ /ɪz/ ☐
apples

5.  /s/ ☐ /z/ ☐ /ɪz/ ☐


2.  /s/ ☐ /z/ ☐ /ɪz/ ☐

6.  /s/ ☐ /z/ ☐ /ɪz/ ☐

3.  /s/ ☐ /z/ ☐ /ɪz/ ☐

7.  /s/ ☐ /z/ ☐ /ɪz/ ☐

4.  /s/ ☐ /z/ ☐ /ɪz/ ☐

8.  /s/ ☐ /z/ ☐ /ɪz/ ☐



Words with bl, pl Consonant Blends

CD3 04

1 Listen, point, and say. Write *bl* or *pl*.



bl

____ouse



pl

____ane

CD3 05

2 Look at the pictures and match with *bl* or *pl*.
Listen, check, and write.



2.



3.



bl

pl



5.



4.



1 pl ate

____ack

____ay

____ane

____ue

____ouse



Words with short and long oo



1 Listen, point, and say.

short oo



book



foot

long oo



zoo



moon



2 Read and circle L for Long or S for Short. Then listen, check, and say.

1.



cook

L / S

6.



foot

L / S

11.



tooth

L / S

2.



balloon

L / S

7.



food

L / S

12.



kangaroo

L / S

3.



school

L / S

8.



cartoon

L / S

13.



books

L / S

4.



football

L / S

9.



boots

L / S

14.



pool

L / S

5.



room

L / S

10.



shampoo

L / S

15.



spoon

L / S



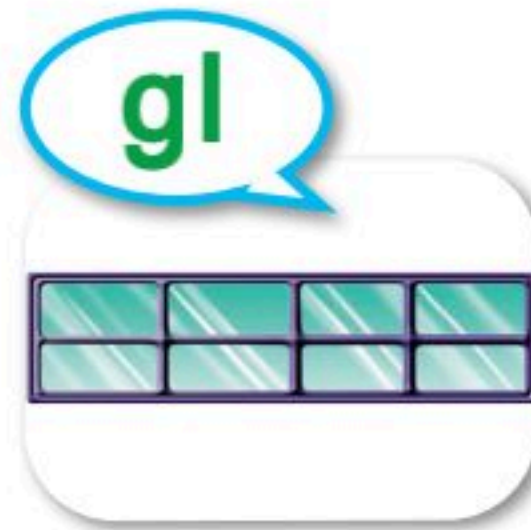
Words with gr, gl and cr, cl

CD3 08

1 Listen, point, and say.



grass



glass



crab




class

CD3 09

2 Listen to the sound, check ✓, and write. Then draw a line to the right picture.

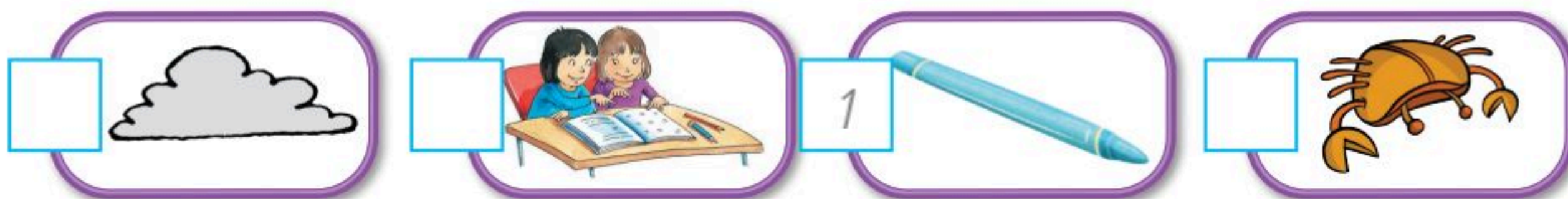
1. gr ☒ gl ☐ green
2. gr ☐ gl ☐ ____ass
3. gr ☐ gl ☐ ____ue
4. gr ☐ gl ☐ ____ay
5. gr ☐ gl ☐ ____asses



CD3 10

3 Listen and circle the word. Then match with a picture.

- | | | | |
|------------------|--------|-------|-------|
| 1. <u>crayon</u> | crane | rayon | clay |
| 2. club | crab | crib | clot |
| 3. crowd | coward | clod | cloud |
| 4. crush | class | lash | rush |



Words with fl, fr and dr, tr

CD3 11 1 Listen, point, and say.



flag



fruit



dress



tree

CD3 12 2 Listen to the sound, check ✓, and write. Then draw a line to the right picture.



1. fl ☐ fr ☒

fr og

2. fl ☐ fr ☐

ower

3. fl ☐ fr ☐

ashlight

4. fl ☐ fr ☐

iends

5. fl ☐ fr ☐

oor

6. dr ☐ tr ☐

eam

7. dr ☐ tr ☐

ink

8. dr ☐ tr ☐

uck

9. dr ☐ tr ☐

unk

10. dr ☐ tr ☐

ain



Words with br, pr



1 Listen, point, and say. Write *br* or *pr*.



br

____idge



pr

____ize



2 Look at the pictures and write *br* or *pr*. Then listen and check.

1.



bread ✓

2.



____ince

3.



____idge

4.



____own

5.



____esent

6.



____acelet

7.



____ice

8.



____ize

3 Tongue Twister. Read and say this as fast as you can.

My brother prepares prawn sandwiches with brown bread and eats them on the bridge.



Words with wh, w, h, and ph

CD3 15 **1 Listen, point, and say.**








CD3 16 **2 Listen and circle the silent letter.**

silent w/h			silent w/h			silent w/h		
1.	where	w h	3.	who	w h	5.	whales	w h
2.	what	w h	4.	whose	w h	6.	white	w h

CD3 17 **3 Listen, circle, and write.**

shop ship whale cherry phone whistle photo white

1.		ph wh whale	5.		wh ph
2.		ph sh	6.		sh wh
3.		ch wh	7.		ch sh
4.		wh ph	8.		ch ph

Words with sm, sn and st, sl

CD3 18

1 Listen, point, and say.



smile



snail



stop



slot

CD3 19

2 Listen and circle *sm*, *sn*, *st*, or *sl*. Then write and match with the right picture.

1. *sm* ***sn*** *st* *sl* sn orkel

snorkel

2. *sm* *sn* *st* *sl* _____ot

3. *sm* *sn* *st* *sl* fir_____

4. *sm* *sn* *st* *sl* _____eep

5. *sm* *sn* *st* *sl* _____ile

6. *sm* *sn* *st* *sl* _____icker


☐

☐

☐

☐

☐

☐

CD3 20

3 Listen, point, and say. Then say and mime.

Swim and snorkel,

Watch the fish.

Starfish, shellfish

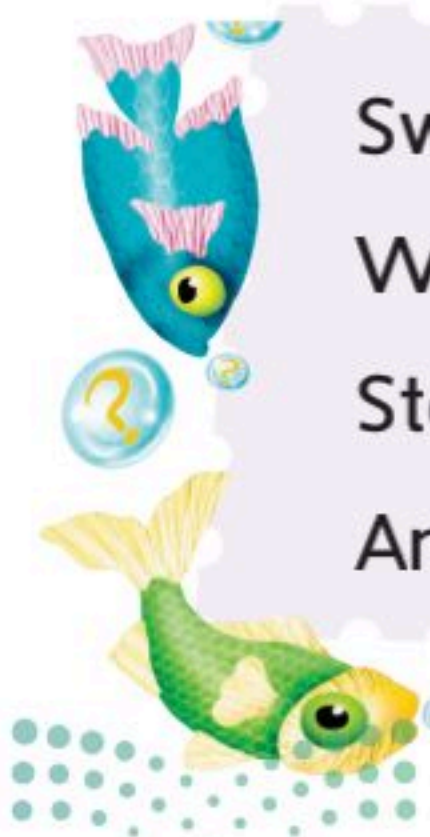

Any fish you wish!

An eel, a shellfish,

I stop and touch

And try to catch

a small red crab! **Snap! Snap! Ouch!**



Words with bl, br, fl, fr, cl, cr, dr

1 Write the words and read.

flag green fresh black swan clock
frog fruit crayon brown



1. a brown crayon



2. a _____



3. a _____



4. The _____ is on
the _____.



5. The _____
is in the basket.



2 Listen, complete, and chant.

The wheels _____ the
_____ round and round,
round and round,
round and _____.
The _____ on the bus
go _____ and round,
all the way to town.

The driver on the bus
says, "Move _____ back!"
"Move on back!"
"Move on back!"
The _____ on the bus
says, "Move on back!"
all the _____ town.



Long vowel sounds

CD3 22

1 Read and circle the words that don't belong. Then listen, check, and write them in the correct cloud.

1

Long **o** sound

go show no tomato shoe snow two

so



Long **u** sound

2

glue blue you toe to so who too

shoe

3

Long **i** sound

pie bye dry taxi kind line field rain



Long **e** sound

4

8

spaghetti ski piece me eight donkey sky space

taxi

5

Long **a** sound

able tie shake apron break neighbor ceiling steak weight



Picture Dictionary



airport p15



ambulance p14



bathroom p19




bear p4



bedroom p19



behind p22



bread p40



bus p14




candy p26



chimpanzee p6



comic book p30




crocodile p6






dining room p19




giraffe p3



glue p28



go p12



green light p12



hippo p6



hospital p15



in p22




kangaroo p3



kitchen p19



koala p3



light p12





lion p3



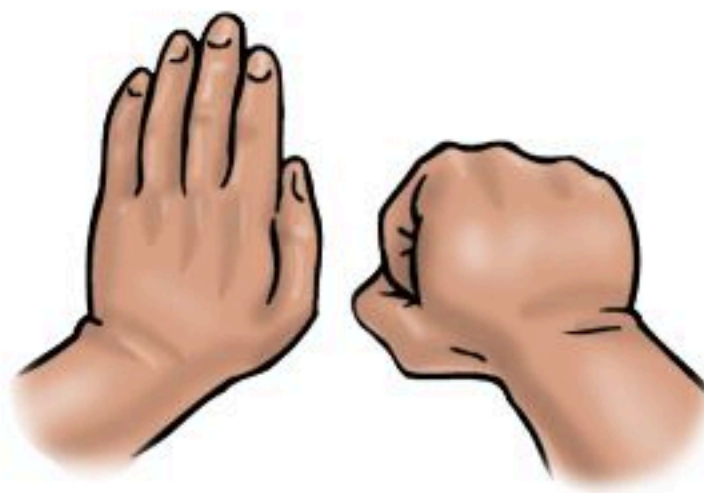
meat p40



monkey p4



motorbike p14



next to p22



on p22




ostrich p3



paper p28



pencils p28



pens p28



police car p14



rhino p3





rose p4



school p15




scissors p28



sheep p40



sleep p40




space station p15



stop p12



table p22



tail p4



taxi p14



train p14



truck p14





under p22



wait p12



wallet p30



watch p30



CD 1 Audio Track List

Track	Unit	Student Book Section
2	1	Exercise 1. Listen and point
3	1	Exercise 4. Find the Animal
4	1	Exercise 1. Chant and mime
5	1	Exercise 2. Listen, say, and match
6	1	Exercise 3. What Animal Is This?
7	1	Exercise 1. Listen, point, and say
8	1	Exercise 3. Animal Two Hints Game
9	1	Exercise 1. Listen, point, and say
10	1	Exercise 2. Listen, point, and say
11	1	Exercise 3. Listen, say, and match
12	1	Exercise 4. Read and number
13	1	Exercise 5. Phonics Race
14	2	Exercise 1. Listen and point
15	2	Exercise 3. Listen, point, and say
16	2	Exercise 4. Which Way Are You Looking?
17	2	Exercise 1. Chant and do the actions
18	2	Exercise 2. Listen, say, and number
19	2	Exercise 3. Traffic Signal Game
20	2	Exercise 1. Listen, point, and say
21	2	Exercise 2. Practice the words in pairs
22	2	Exercise 3. Take a Trip!
23	2	Exercise 1. Listen, say, and match
24	2	Exercise 2. Picture Puzzle
25	3	Exercise 1. Listen and point
26	3	Exercise 4. An Old House
27	3	Exercise 1. Chant and point
28	3	Exercise 2. Listen, say, and match
29	3	Exercise 3. Where? Relay
30	3	Exercise 1. Listen, point, and say

Track	Unit	Student Book Section
31	3	Exercise 3. Listen, say, and match
32	3	Exercise 3. Two Hands Game
33	3	Exercise 1. Read and color
34	3	Exercise 2. Listen and spell
35	3	Exercise 3. Speed-reading
36	4	Exercise 1. Listen and point
37	4	Exercise 4. Word Hunt
38	4	Exercise 1. Chant and point
39	4	Exercise 2. Listen, say, and match
40	4	Exercise 3. Borrowing Things Relay
41	4	Exercise 1. Listen, point, and say
42	4	Exercise 3. Pointing Race
43	4	Exercise 1. Listen, say, and number
44	4	Exercise 2. Read and color
45	4	Exercise 3. Find the numbers and draw lines
46	5	Exercise 1. Listen and say
47	5	Exercise 4. Listen and number
48	5	Exercise 6. Ask and answer in pairs
49	5	Exercise 1. Listen, chant and match
50	5	Exercise 2. Listen, point, and circle
51	5	Exercise 3. Listen and chant
52	5	Exercise 4. Talk about the weather
53	5	Exercise 1. Listen and practice
54	5	Exercise 2. Ask and answer
55	5	Exercise 3. Listen and match
56	5	Exercise 4. Guess who
57	5	Exercise 1. Listen, point, and say
58	5	Exercise 2. Listen, point, and say
59	5	Exercise 4. Listen, find, and write
60	5	Exercise 5. Listen, read, and circle

CD 2 Audio Track List

Track	Unit	Workbook Section
2	1	Exercise 1. Listen, point, and practice
3	1	Exercise 1. Listen, point, and practice
4	1	Exercise 1. Listen, chant, and mime
5	1	Exercise 1. Listen and say what animal it is
6	1	Exercise 1. Listen, point, and practice
7	1	Exercise 1. Listen to two hints and guess
8	1	Exercise 1. Listen, point, and match
9	1	Exercise 1. Listen and write the missing letters
10	2	Exercise 1. Listen, point, and practice
11	2	Exercise 1. Listen, point, and practice
12	2	Exercise 1. Listen and chant
13	2	Exercise 1. Listen, point, and practice
14	2	Exercise 1. Listen and practice
15	2	Exercise 1. Listen and match
16	2	Exercise 1. Listen, point, and match
17	2	Exercise 1. Listen and write the words
18	3	Exercise 1. Listen, point, and practice
19	3	Exercise 1. Listen and write
20	3	Exercise 1. Listen and chant
21	3	Exercise 1. Listen and practice

Track	Unit	Workbook Section
22	3	Exercise 1. Listen and practice
23	3	Exercise 1. Listen and play
24	3	Exercise 1. Listen and spell
25	3	Exercise 1. Listen and read
26	4	Exercise 1. Listen, point, and practice
27	4	Exercise 1. Listen, point, and practice
28	4	Exercise 1. Listen, chant, and point
29	4	Exercise 1. Listen and practice
30	4	Exercise 1. Listen, point, and practice
31	4	Exercise 1. Listen, point, and practice
32	4	Exercise 1. Listen and read
33	4	Exercise 1. Listen and connect the numbers
34	5	Exercise 1. Listen, point, and practice
35	5	Exercise 1. Listen, point, and say.
36	5	Exercise 1. Listen, point, and chant
37	5	Exercise 1. Listen, point, and chant
38	5	Exercise 1. Listen and practice
39	5	Exercise 1. Listen, read, and number
40	5	Exercise 1. Listen and say
41	5	Exercise 1. Listen and point

CD 3 Audio Track List

Track	Unit	Phonics Practice
02	1	Exercise 1. Listen, point, and say
03	1	Exercise 2. Look at the picture, write
04	1	Exercise 1. Listen, point, and say
05	1	Exercise 2. Look at the pictures and match
06	2	Exercise 1. Listen, point, and say
07	2	Exercise 2. Read and circle
08	2	Exercise 1. Listen, point, and say
09	2	Exercise 2. Listen to the sound, check
10	2	Exercise 3. Listen and circle
11	2	Exercise 1. Listen, point, and say
12	2	Exercise 2. Listen to the sound, check

Track	Unit	Phonics Practice
13	3	Exercise 1. Listen, point, and say
14	3	Exercise 2. Look at the pictures and write
15	3	Exercise 1. Listen, point, and say
16	3	Exercise 2. Listen and circle
17	3	Exercise 3. Listen, circle, and write
18	3	Exercise 1. Listen, point, and say
19	3	Exercise 2. Listen and circle
20	3	Exercise 3. Listen, point, and say
21	4	Exercise 1. Listen, complete, and chant
22	4	Exercise 1. Read and circle



Word List

Airport p 15, 38	Here you go. p 26, 29	School p 10, 15, 35, 41, 44
Ambulance p 14	Hippo p 3, 6, 9	Scissors p 28, 29
Architect p 38	Hospital p 15	Seventy p 33
Astronaut p 38	Hurry up! p 21	Sheep p 12
Bathroom p 19, 21	I'll show you around. p 18	Ship p 12, 48
Bedroom p 19	In p 22, 23, 24	Sixty p 33
Behind p 22, 23, 41	Kangaroo p 3, 36, 44	Slip p 12
Bicycle p 14	Kitchen p 19	Smart p 6
Bread p 8, 27, 47	Koala p 3	Smile p 28, 49
Bus p 8, 10, 14, 15, 41, 50	Legs p 6	Snail p 28, 49
Candy p 26, 27, 28	Let's count them. p 26	Snake p 2, 4, 6, 9
Car p 14	Lion p 2, 3, 5	Space station p 15
Chew p 36	Living room p 18, 19	Spider p 32
Chimpanzees p 6	Meat p 8	Stop p 10, 13, 49
Chip p 12	Monkey p 2, 4	Stripes p 6
Cloud p 22, 37, 45	Moon p 8	Swan p 32, 50
Comic book p 30	Motorbike p 14	Swim p 36, 49
Cook p 8, 38, 44	Mouths p 6	Swing p 32
Crocodile p 6, 9	MP3 player p 30	Table p 22, 41
Crush p 36, 45	Next to p 15, 22, 23, 41	Tail p 4
Cube p 8, 9	Ninety p 33	Taxi p 7, 14, 51
Dining room p 19	On p 22, 23, 24, 28, 32	Taxi stand p 15
Dive p 36	Ostrich p 36	Teeth p 6, 40
Eat lunch p 34, 35	Paper p 28	These p 9, 30, 31
Eighty p 33	Peach p 8	Thirty p 26, 27
Excuse me. p 10	Pencils p 28	This p 30, 40
Feather p 8, 36	Pens p 28	Tiger p 3, 4
Fifty p 33	Plant p 16, 17	Train p 10, 14, 41
Firefighter p 38	Pilot p 38	Train station p 10, 15, 41
Flag p 16, 17, 46, 50	Play p 34	Truck p 14
Fly p 16, 36	Polar bear p 36	Trunk p 4, 6, 7, 9
Forty p 33	Police car p 14	Twenty p 26
Fox p 4, 25, 32	Present p 20	Under p 22, 23, 24
Fries p 20	Prize p 20	Wait p 12
Frog p 20, 50	Quick! p 21	Wallet p 30
Front door p 19	Red light p 12, 13	Watch p 30
Get up p 34, 35	Rhino p 3	Yard p 20
Giraffe p 3	Rocket p 15	Yellow light p 12
Glue p 28, 51	Rope p 4	Zebra p 3, 6
Go p 10, 12	Rose p 4, 9	
Green light p 12	Row p 27	



الحد الأدنى	الرمز	By the end of the year students will be able to:
x	1/7/5	Recognise short and long vowels: (long a as in "dates", long I as in "rice", long o as in "rose", long e as in "teacher", short e as in "bread", long oo as in "food", short oo as in "book", long u as in "computer", short u as in "duck").
x	2/7/5	Recognise and differentiate between the endings of plural nouns (/s/ as in "cats", /z/ as in "birds", /iz/ as in "dresses").
x	3/7/5	Recognise and produce some English digraphs (ch, sh, ph, wh).
x	4/7/5	Recognise and produce some consonant blends (pl, cl).
x	5/7/5	Recognise and produce some English consonant blends (cr as in "crisps", gr as in "green", fr as in "friend", pr as in "prince", pl as in "plant", gl as in "glass", fl as in "fly", sl as in "sleep").
x	6/7/5	Recognise and produce some English consonant blends (br as in "brown", dr as in "dress", tr as in "tree", st as in "star", sp as in "spoon", sn as in "snake", sm as in "small", sw as in "swim").
x	7/7/5	Ask questions using <i>What, Who, Where</i> .
	8/7/5	Identify irregular plural nouns.
	9/7/5	Use the intensifier <i>very</i> .
x	10/7/5	Introduce people to each other, e.g. <i>This is Abdullah</i> .
x	11/7/5	Identify and talk about people using the verb <i>to be</i> .
x	12/7/5	Identify and talk about toys, games and classroom objects.
x	13/7/5	Identify and talk about rooms/items in a house.
x	14/7/5	Describe location using prepositions of place (<i>in, on, under, next to, between</i>).
x	15/7/5	Describe physical appearance.
x	16/7/5	Express possession using the verb <i>to have</i> and <i>my/your/his/her/our</i> .
	17/7/5	Describe animals using possessive adjectives (<i>its, their</i>).
x	18/7/5	Talk about ability (<i>can/can't</i>).
	19/7/5	Ask about number using <i>How many ...?</i> .
	20/7/5	Identify and talk about places in a town and their location using <i>there is, there are</i> and <i>next to, opposite, between</i> .
x	21/7/5	Talk about the weather.
x	22/7/5	Talk about likes and dislikes.
	23/7/5	Talk about food using <i>want</i> and describe different kinds of food and drink using adjectives (e.g. <i>hot/cold/sweet/sour/salty</i>).
x	24/7/5	Make suggestions using <i>Let's</i> .
x	25/7/5	Ask about and tell the time (<i>o'clock</i> only).
	26/7/5	Identify and talk about the days of the week, months and seasons.
x	27/7/5	Ask and respond to simple sentences about everyday activities in the Present Simple tense using the first and second person singular.
x	28/7/5	Greet someone politely at different times of the day, e.g. <i>Good morning/afternoon/evening</i> . Say <i>Goodbye/Good night</i> .
x	29/7/5	Identify and talk about different times of the day (morning, afternoon, evening, night).
x	30/7/5	Identify prepositions of time (<i>in, on, at</i>).
	31/7/5	Ask about activities happening at the moment of speaking using the Present Progressive (Affirmative, Negative, Interrogative and short answers).
x	32/7/5	Identify occupations and talk about what someone does using the Present Simple (Affirmative, Negative, Interrogative and short answers).
	33/7/5	Ask and answer about possession using the Possessive Case and <i>whose</i> .
	34/7/5	Identify and talk about clothes.
x	35/7/5	Follow a short simple text while listening to the audio recording.

الحد الأدنى		الرمز
	By the end of the year students will be able to:	
x	Reading	Read and count cardinal numbers to 100.
		Read and count ordinal numbers from 1 st to 10 th .
x		Read and comprehend simple sentences.
x		Read simple short illustrated stories.
x	Writing	Spell accurately a small number of high frequency words.
x		Write short simple words/phrases to complete a paragraph.
x		Write short simple sentences to convey basic personal information.
x		Apply basic rules of punctuation (e.g. use capital letters, full stops, commas, question marks).
x		Write short answers to written questions.
		Use the definite and indefinite article (a/an, the).
x		Refer to people and things using demonstratives (this/that/these/those).
		Link ideas with commas and <i>and</i> .
		Link ideas with <i>but</i> .
		Link ideas with <i>or</i> .

WORKBOOK
2

WE CAN!



وزارة التعليم
Ministry of Education
2025 - 1447

Mc
Graw
Hill



Contents

Workbook		
Unit 1	Wild Animals	64
Unit 2	From Here to There	72
Unit 3	My House	80
Unit 4	My Things	88
Unit 5	My Day, Animals, Places	96

We Can! Student's Book 2

We Can! Copyright © 2009 by McGraw-Hill Education

Adaptation Copyright © 2025 by McGraw-Hill Education (UK) Limited

Published by arrangement with McGraw Hill LLC

ALL RIGHTS RESERVED. NO PART OF THIS BOOK MAY BE REPRODUCED OR TRANSMITTED IN ANY FORM OR BY ANY MEANS, ELECTRONIC OR MECHANICAL, INCLUDING PHOTOCOPYING, RECORDING OR BY INFORMATION STORAGE AND RETRIEVAL SYSTEMS, WITHOUT PERMISSION IN WRITING FROM MCGRAW HILL.

ISBN-13: 9781398962415

ISBN-10: 1398962414

Series consultant: Mayumi Tabuchi

Project manager: Judy MacDonald, **Development editor:** Steve Longworth, **Editor:** Anne Tseng,

Production manager: Alfonso Reyes, **Designer:** Kate Vandestadt, Vandestadt Design, **Design supervision:** Peter Shaw



www.mheducation.com



© 2025. Exclusive rights by McGraw-Hill Education (UK) Limited for manufacture and export. This book cannot be re-exported from the country to which it is sold by McGraw-Hill Education (UK) Limited.

وزارة التعليم
Ministry of Education
2025 - 1447

Unit 1 Wild Animals



Goal 41

CD2 02

Wild Animals: Talk Time

I can act out the talks about wild animals.


I listened to CD2 02 ☒ ☒ ☒ ☒ ☒ ☒ ☒ days this week.

Name _____ Class _____



1 Listen, point, and practice. Trace.

A Look! It's a baby monkey.



Monkeys
are cute!

A Look! It's an elephant.



Elephants
are big!

2 Draw a monkey and an elephant. Give them names that you like and write them.

monkey

Name: _____

elephant

Name: _____



Goal 42 CD2 03 Wild Animals: Talk Time

I can tell friends the names of six wild animals using the animal chart.

I listened to CD2 03 ☒ ☒ ☒ ☒ ☒ ☒ ☒ days this week.

Name _____ Class _____



1 Listen, point, and practice. Trace.



1. giraffe



2. zebra




3. ostrich



4. lion



5. hyena



6. elephant



7. chimpanzee



8. hippo



9. rhinoceros



10. snake



11. kangaroo



12. koala



13. iguana



14. polar bear



15. tiger



2 Point to and say six animals that you like.



Goal 43 CD2 04 Wild Animals: Rhythms and Listening

I can chant the *Animal* chant.

I listened to CD2 04 ☒ ☒ ☒ ☒ ☒ ☒ ☒ days this week.

Name _____ Class _____



1 Listen, chant, and mime. Trace.



I will catch a monkey,

By the toes, by the toes.

I will catch a monkey, by the toes!

... a monkey by the toes!



I will catch an elephant, by the trunk!

... an elephant by the trunk!



...a tiger, by the tail!

... a tiger by the tail!



...a snake, by the head!

... a snake by the head!



...a bear, by the nose!

... a bear by the nose!





Goal 44

CD2 05

Wild Animals: Rhythms and Listening



I can play the What Animal Is This? Game with a partner.

I listened to CD2 05 ☒ ☒ ☒ ☒ ☒ ☒ ☒ days this week.

Name _____ Class _____

1 Listen and say what animal it is.

2 Trace and copy.



1. It's an elephant.

.....

.....

.....



2. It's a monkey.

.....

.....

.....



3. It's a tiger.

.....

.....

.....

3 Draw lines and match.



1. tiger

2. snake

3. elephant



Goal 45 CD2 06 Wild Animals: Words in Action

I can say something about three wild animals.

I listened to CD2 06 ☒ ☒ ☒ ☒ ☒ ☒ ☒ days this week.

Name _____ Class _____



1 Listen, point, and practice. Trace.



Elephants are big.



Zebras have stripes.



Snakes have no arms or legs.

Snakes are long.



Hippos have big mouths.

Chimpanzees are smart.



2 Finish the sentences.

1. Elephants are _____.

2. Zebras have _____.

3. Hippos have _____.

4. Snakes are _____.





Goal 46



Wild Animals: Words in Action



I can play the Animal Two Hints Game.

I listened to CD2 07 ☒ ☒ ☒ ☒ ☒ ☒ ☒ days this week.

Name _____ Class _____

- 1 Listen to two hints and guess what the animals are.
- 2 Write the animal names.

1.		+		=	
2.		+		=	
3.		+		=	
4.		+		=	
5.		+		=	

Hint Words

hippo

crocodile

chimpanzee

elephant

zebra



Goal 47



Wild Animals: Phonics




I can listen, point, and match pictures, words, and letters.

I listened to CD2 08 ☒ ☒ ☒ ☒ ☒ ☒ ☒ days this week.

Name _____ Class _____

1 Listen, point, and match. Copy.

1. bread



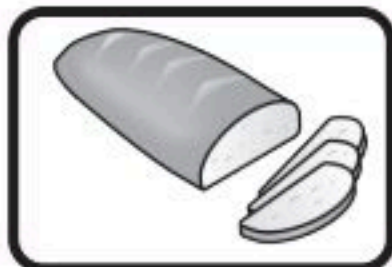
2. bus




3. cup



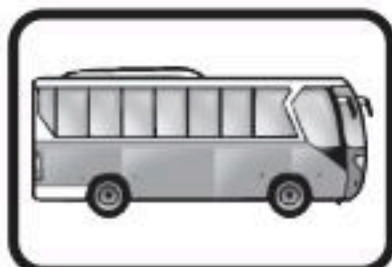
4. cube



5. peach



6. feather



7. meat



2 Read and draw.

boot



book





Goal 48

CD2 09

Wild Animals: Phonics



I can say, read, and write the sounds for ea, peach and ea, head; u, duck; u_e, cube; oo, book and oo, boot by myself.

I listened to CD2 09 ☒ ☒ ☒ ☒ ☒ ☒ ☒ days this week.

Name _____ Class _____

1 Listen and write the missing letters.



r__s__



m__ __n



f__x



b__s



b__ __k



c__b__

2 Find the words in your book and copy them.













Unit 2 From Here to There

Goal 49 CD2 10 From Here to There: Talk Time

I can act out the talks about directions and going places with a partner.

I listened to CD2 10 ☒ ☒ ☒ ☒ ☒ ☒ ☒ days this week.

Name _____ Class _____



1 Listen, point, and practice. Trace.

A Excuse me. Where's the train station?

B Walk straight and turn left.

A Thanks.

A How do you go to school?

B I walk. How about you?

A I go by school bus.





Goal 50 CD2 11 From Here to There: Talk Time



I can give directions to a partner, saying "Turn left.", "Turn right.", and "Walk straight."

I listened to CD2 11 ☒ ☒ ☒ ☒ ☒ ☒ ☒ days this week.


Name _____ Class _____

1 Listen, point, and practice. Do the actions. Trace.

Turn left. ↶ Turn left. ↶
Walk straight three steps. ↑ Turn right. ↷

2 Listen to the directions and go to the exit.

Entrance



Exit



Goal 51 CD2 12 From Here to There: Rhythms and Listening

I can chant the *When You See a Red Light* chant.


I listened to CD2 12 ☒ ☒ ☒ ☒ ☒ ☒ ☒ days this week.

Name _____ Class _____



1 Listen and chant. Trace.

**When you see a red light,
red light, red light.**




When you see a red
light, stop, stop, stop.

**When you see a yellow light,
yellow light, yellow light.**



When you see a yellow
light, wait, wait, wait.

**When you see a green light,
green light, green light.**



When you see a green
light, go, go, go.

2 Color.



green

yellow

red

wait

stop

go



Goal 52 CD2 13 From Here to There: Rhythms and Listening

I can say if a traffic signal says "Stop!", "Wait!", or "Go!".

I listened to CD2 13 ☒ ☒ ☒ ☒ ☒ ☒ ☒ days this week.

Name _____ Class _____




1 Listen, point, and practice. Trace and color.

red

yellow

green



2 Trace and copy.

Stop!

Wait!

Go!

_____ ! _____ ! _____ !

_____ ! _____ ! _____ !

_____ ! _____ ! _____ !





Goal 53 CD2 14 From Here to There: Words in Action

I can say the names of three vehicles.

I listened to CD2 14 ☒ ☒ ☒ ☒ ☒ ☒ ☒ days this week.

Name _____ Class _____



1 Listen and practice. Copy.

1. truck



2. bus



3. train



4. car



5. bicycle



6. taxi



2 Read and answer. Say and write.

1. What's number 3? It's a _____.

2. What's number 6? It's a _____.

3. What's number 4? It's a _____.





Goal 54 CD2 15 From Here to There: Words in Action

I can tell someone two sentences like "Take a bus." or "Take a taxi."

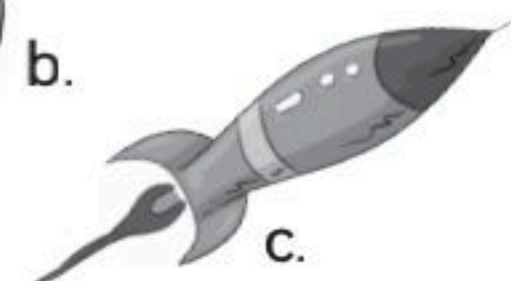
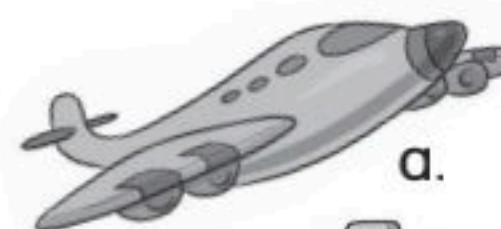
I listened to CD2 15 ☒ ☒ ☒ ☒ ☒ ☒ ☒ days this week.

Name _____ Class _____



1 Listen and match the sentences and the pictures.

1. Take a bus and go to the school.
2. Take a taxi and go to the train station.
3. Take an airplane and go to the space station.
4. Take a rocket and go to the moon.
5. Take a bicycle and go to the hospital.



2 Trace.

I go to school by bus.

I go to school by bicycle.

I walk to school.



Goal 55 CD2 16 From Here to There: Phonics

I can listen, point, and match pictures, words, and letters.


I listened to CD2 16 ☒ ☒ ☒ ☒ ☒ ☒ ☒ days this week.

Name _____ Class _____



1 Listen, point, and match. Then copy.

1. black



2. flag



3. glass



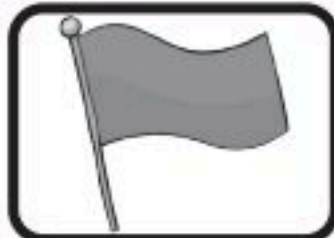
4. class



5. plant



6. plate



7. clock



8. fly



2 Say and match.



cl

gl

fl

pl





Goal 56 CD2 17 From Here to There: Phonics

I can say, read, and write the sounds for bl, black; cl, clock; fl, flag; gl, glass; pl, plant.

I listened to CD2 17 ☒ ☒ ☒ ☒ ☒ ☒ ☒ days this week.

Name _____ Class _____



1 Listen and write the words.



1. It's a _____.



2. It's a _____.



3. It's a _____.

2 Write the missing letters.

bl gl fl cl pl



1. ____ack



2. ____ue



3. ____ock



4. ____ag



5. ____ate



6. ____y



Unit 3 My House



Goal 57 CD2 18 My House: Talk Time

I can act out the talks about showing around the house with a partner.

I listened to CD2 18 ☒ ☒ ☒ ☒ ☒ ☒ ☒ days this week.

Name _____ Class _____

1 Listen, point, and practice.

A Hello.

B Welcome to our house. Would you like to come in?

B I'll show you around.

A Yes, please.

A Thanks.

B This is the living room.

2 Write the words.

1.  This is our _____.

2.  This is our _____.

3.  This is our _____.

4.  This is our _____.

Hint Words

living room

bathroom

kitchen

bedroom





Goal 58 CD2 19 My House: Talk Time



I can show someone around my house.

I listened to CD2 19 ☒ ☒ ☒ ☒ ☒ ☒ ☒ days this week.

Name _____ Class _____

1 Listen and write.



1. _____ door



2. _____ room



3. _____ room


4. _____ room

5. _____ room



6. _____

7. _____ door



Hint Words

front door

kitchen

dining room

bedroom

bathroom

living room

back door



Goal 59 CD2 20 My House: Rhythms and Listening

I can chant the *Where's the Boy?* chant.

I listened to CD2 20 ☒ ☒ ☒ ☒ ☒ ☒ ☒ days this week.

Name _____ Class _____



1 Listen and chant. Trace.



Where's Ali?

In the bathroom.



Where's Mom?

In the kitchen.



Where's Ali?

In the dining room.



Where's Ali?

In the yard.



Where's the boy?

In the bedroom.

2 Write the missing words.



A _____ is under
the _____!





Goal 60 CD2 21 My House: Rhythms and Listening



I can ask "Where's ...?" when I want to know where someone is.

I listened to CD2 21 ☒ ☒ ☒ ☒ ☒ ☒ ☒ days this week.

Name _____ Class _____

1 Listen and practice. Trace.

Where's Ali?
He's in the bathroom.



Where's Mom?
She's in the kitchen.



Where's Ali?
He's in the dining room.



Where's the boy?
In the bedroom.



2 Write.

1. Where's Mom? _____ in the kitchen.

2. Where's Ali? _____ in the bathroom.

Hint Words

He's

She's



Goal 61 CD2 22 My House: Words in Action

I can say the names of three pieces of furniture.

I listened to CD2 22 ☒ ☒ ☒ ☒ ☒ ☒ ☒ days this week.

Name _____ Class _____



1 Listen and practice.



2 Unscramble the words. Write. Draw lines and match.

1. r a i c h

2. b u p c d a o r

3. d i r e g f

4. e a l b t



a.



b.



c.



d.

Hint Words

fridge

chair

cupboard

table





Goal 62 CD2 23 My House: Words in Action

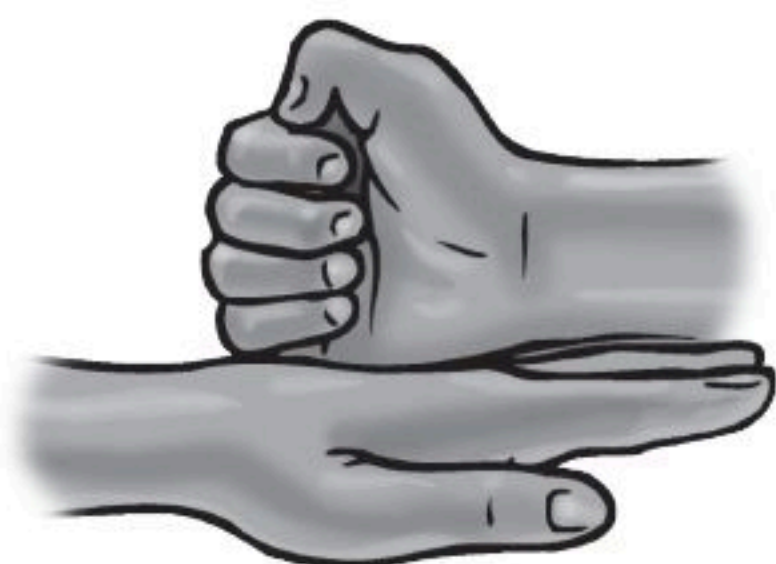


I can play the Two Hands Game.

I listened to CD2 23 ☒ ☒ ☒ ☒ ☒ ☒ ☒ days this week.

Name _____ Class _____

1 Listen and play.



on



in



under



next to



behind

2 Listen and practice. Trace.



1.

on



2.

in



3.

under



4.

behind



5.

next to





Goal 63 CD2 24 My House: Phonics



I can say the spelling of two three-letter words.

I listened to CD2 24 ☒ ☒ ☒ ☒ ☒ ☒ ☒ days this week.

Name _____ Class _____

1 Listen and spell. Copy.

1. ox **o - x**

.....
.....

2. box **b - o - x**

.....
.....

3. fun **f - u - n**

.....
.....

4. sun **s - u - n**

.....
.....

5. hot **h - o - t**

.....
.....

6. not **n - o - t**

.....
.....

2 Write two words in each house.

1. **- o t**

.....
.....
.....
.....
.....
.....
.....

2. **- u n**

.....
.....
.....
.....
.....
.....
.....

3. **- o x**

.....
.....
.....
.....
.....
.....
.....





Goal 64 CD2 25 My House: Phonics



I can read the three-letter word speed-reading list by myself.

I listened to CD2 25 ☒ ☒ ☒ ☒ ☒ ☒ ☒ days this week.

Name _____ Class _____

1 Listen and read.

No.1		No.2	
dot	ox	nut	sun
not	fox	but	fun
hot	box	cut	run

2 Draw lines and connect the family words.

hot

cut

ox

nut

dot

but

fox

box

not

Unit 4 My Things

Goal 65 CD2 26 My Things: Talk Time

I can act out the talks about candy with a partner.

I listened to CD2 26 ☒ ☒ ☒ ☒ ☒ ☒ ☒ days this week.


Name _____ Class _____



1 Listen, point, and practice. Trace.


A Can I have some candy?

B Sure. Here you go.



A Thanks.

2 Can you unscramble the words and say the sentence?





Goal 66 CD2 27 My Things: Talk Time



I can count from one to thirty.

I listened to CD2 27 ☒ ☒ ☒ ☒ ☒ ☒ ☒ days this week.

Name _____ Class _____


- 1** Listen, point, and practice.
Then write the missing numbers on the candy.

A How many are there?

A That's a lot.

B Let's count them.

1, 2, 3, 4, 5, 6, 7, 8, 9, 10,
11, 12, 13, 14, 15, 16, 17,
18, 19, 20, 21, 22, 23, 24,
25, 26, 27, 28, 29, 30.



- 2** Say and write 30 to 1.

30 29



Goal 67 CD2 28 My Things: Rhythms and Listening

I can chant the *Things on My Desk* chant.

I listened to CD2 28 ☒ ☒ ☒ ☒ ☒ ☒ ☒ days this week.

Name _____ Class _____



1 Listen, chant, and point.



**Pens and pencils,
Pens and pencils.**



**Paper and glue,
Paper and glue.**



**Scissors and erasers,
Scissors and erasers.**



**Candy for you.
Candy for you.**



2 Chant by yourself and write the missing letters.

e g s p a i c l y



p_n_

encil

p_p_r

_ue

sc_ssor_

and





Goal 68

CD2 29

My Things: Rhythms and Listening



I can ask to borrow some things in class.

I listened to CD2 29 ☒ ☒ ☒ ☒ ☒ ☒ ☒ days this week.

Name _____ Class _____

1 Listen and practice.

2 Write.

1. Can I use your _____ ?



2. Can I use your _____ ?



3. Can I use your _____ ?



4. Can I use your _____ ?



5. Can I use your _____ ?



Hint Words

eraser

glue

scissors

pencil

pen



Goal 69 CD2 30 My Things: Words in Action

I can follow the teacher and play the Copycat Game.

I listened to CD2 30 ☒ ☒ ☒ ☒ ☒ ☒ ☒ days this week.

Name _____ Class _____



1 Listen, point, and practice.

1. **A** What's this? **B** It's a wallet.



2. **A** What's this?



B It's a cell phone.

3. **A** What's this? **B** It's a comic book.



4. **A** What's this?



B It's a watch.

2 Read and answer. Say and write.

1. What's this? It's a




2. What's this? It's a



3. What's this? It's a



4. What's this? It's a





Goal 70 CD2 31 My Things: Words in Action





I can ask "What's this?" or "What are these?"

I listened to CD2 31 ☒ ☒ ☒ ☒ ☒ ☒ ☒ days this week.

Name _____ Class _____



1 Listen, point, and practice.

1. **A** What's this?  **B** It's a pencil.
2. **A** What are these?  **B** They're pencils.
3. **A** What's this?  **B** It's a watch.
4. **A** What are these?  **B** They're watches.

2 Read and answer. Say and write.

1. What's number 1? It's a _____.
2. What's number 2? They're _____.
3. What's number 3? It's a _____.
4. What's number 4? They're _____.



Goal 71 CD2 32 My Things: Phonics













I can read the story "A Funny Day" by myself.

I listened to CD2 32 ☒ ☒ ☒ ☒ ☒ ☒ ☒ days this week.


Name _____ Class _____



1 Listen and read.

No.1		No.2	
mat 	box 	hen 	bug 
bat 	fox 	ten 	rug 
cat 	ox 	pen 	mug 

2 Write the missing words in the trains.





Goal 72 CD2 33 My Things: Phonics

I can count from 40 to 100.

I listened to CD2 33 ☒ ☒ ☒ ☒ ☒ ☒ ☒ days this week.

Name _____ Class _____



1 Listen and connect the numbers.

55	80	71	50	63
68	49	60	85	72
86	77	89	64	79
70	59	90	88	100

2 Listen and circle the correct number.

- | | | | | | |
|----|----|----|----|----|----|
| A. | 35 | 36 | B. | 42 | 52 |
| C. | 63 | 66 | D. | 78 | 98 |
| E. | 64 | 84 | F. | 92 | 82 |



Unit 5 My Day, Animals, Places



Goal 73 CD2 34 My Day, Animals, Places: Talk Time

I can ask my friend questions about his / her day and get an answer.

I listened to CD2 34 ☒ ☒ ☒ ☒ ☒ ☒ ☒ days this week.

Name _____ Class _____

1 Listen, point, and practice. Trace.

Tell me about your day!

What time do you eat lunch?

I get up at 6 o'clock.

At 2.00 o'clock. Then I do my homework.

Do you watch TV in the evening?

Yes, I do.

I play with my friends.

What do you do on Saturday?

2 Read and answer.

1. Do you walk to school in the morning?

2. Do you do your homework in the morning?





Goal 74 CD2 35 My Day, Animals, Places: Talk Time



I can tell the time, ask, and talk about everyday activities.

I listened to CD2 35 ☒ ☒ ☒ ☒ ☒ ☒ ☒ days this week.

Name _____ Class _____

1 Listen, point, and say. Then write.



1. I get up at seven o'clock.



2. I go to school at _____ o'clock.



2:00

3. I eat lunch at _____ o'clock.



9:00

4. I go to bed at _____ o'clock.

2 Put the days of the week in the right order. Write.

Thursday Monday Sunday Friday
Tuesday Wednesday Saturday

1. Sunday
2. _____
3. _____
4. _____

5. _____
6. _____
7. _____



Goal 75

CD2 36

My Day, Animals, Places: Rhythms and Listening

I can chant, ask, and talk about animals using “can” or “can’t”.

I listened to CD2 36 ☒ ☒ ☒ ☒ ☒ ☒ ☒ days this week.

Name _____ Class _____



1 Listen, point, and chant. Write the missing words.

huge green walk swim jump dive


Which animal is it?

Its jaws are _____.

They crush and chew.

It can _____ and _____,

It can hunt for food!



Their skin is _____,

Their eyes pop out.

They can _____ and _____,

They are loud and fun.



2 Read and answer. Then write sentences.

Can elephants swim?



Yes, they can.

Can snakes bite?



Can they fly?

Can they run?

Elephants can _____ but they can't _____.

Snakes _____ but _____.





Goal 76 CD2 37 My Day, Animals, Places: Rhythms and Listening

I can talk about the weather.

I listened to CD2 37 ☒ ☒ ☒ ☒ ☒ ☒ ☒ days this week.

Name _____ Class _____



1 Listen, point, and chant. Write the missing words.

cloudy rainy sunny snowy windy



It's sunny and hot,
Sit in the shade and talk.



It's _____ and gray.

There's no sun today!



It's _____ and wet.

We're not there yet!

It's _____ and cold.

Don't catch a cold!



It's cloudy and cool,

Get out of the pool!



2 Write.

A Two animals that live in very cold places:

B Two animals that live in very hot places:



Goal 77

CD2 38

My Day, Animals, Places: Words in Action

I can ask and talk about jobs / what someone does.

I listened to CD2 38 ☒ ☒ ☒ ☒ ☒ ☒ ☒ days this week.

Name _____ Class _____



1 Listen and practice. Write.

astronaut computer technician businessman
cook doctor firefighter pilot teacher farmer



businessman



2 Read and answer. Write.

Does your father work in an office? _____

Does he work at the airport? _____

What does he do? _____





Goal 78 CD2 39 My Day, Animals, Places: Words in Action




I can talk about someone's appearance using "have", "has".

I listened to CD2 39 ☒ ☒ ☒ ☒ ☒ ☒ ☒ days this week.

Name _____ Class _____

1 Listen, read, and number.



- _____ He has short, brown hair and brown eyes. He's wearing a thobe and speaking with his friend.
- _____ He has short, blond hair and blue eyes. He's wearing a blue T-shirt.
- _____ She has long, brown hair and brown eyes. She's wearing a jacket, a T-shirt and a long skirt.
- _____ She has short black hair and brown eyes. She's wearing a jacket, a T-shirt, a long skirt, and pink shoes.

2 Read and answer about a friend.

1. What's his/her name? _____
2. Is he/she tall or short? _____
3. Does he/she have long or short hair? _____
4. What's he/she wearing? _____
5. What's he/she doing? _____



Goal 79

CD2 40

My Day, Animals, Places: Phonics


I can make the sounds for ee and ea, use irregular plurals and "that" / "those".

I listened to CD2 40 ☒ ☒ ☒ ☒ ☒ ☒ ☒ days this week.

Name _____ Class _____



1 Listen and say. Write *ea* or *ee*.



1. h____d 2. sh____p 3. m____t 4. br____d

2 Write about the pictures. Use *there is* / *there are*.



There _____ is a man.

There _____

There _____



There _____

There _____

There _____

3 Write.

feet foot mouse mice teeth tooth



That's a foot.



Goal 80 CD2 41 My Day, Animals, Places: Phonics

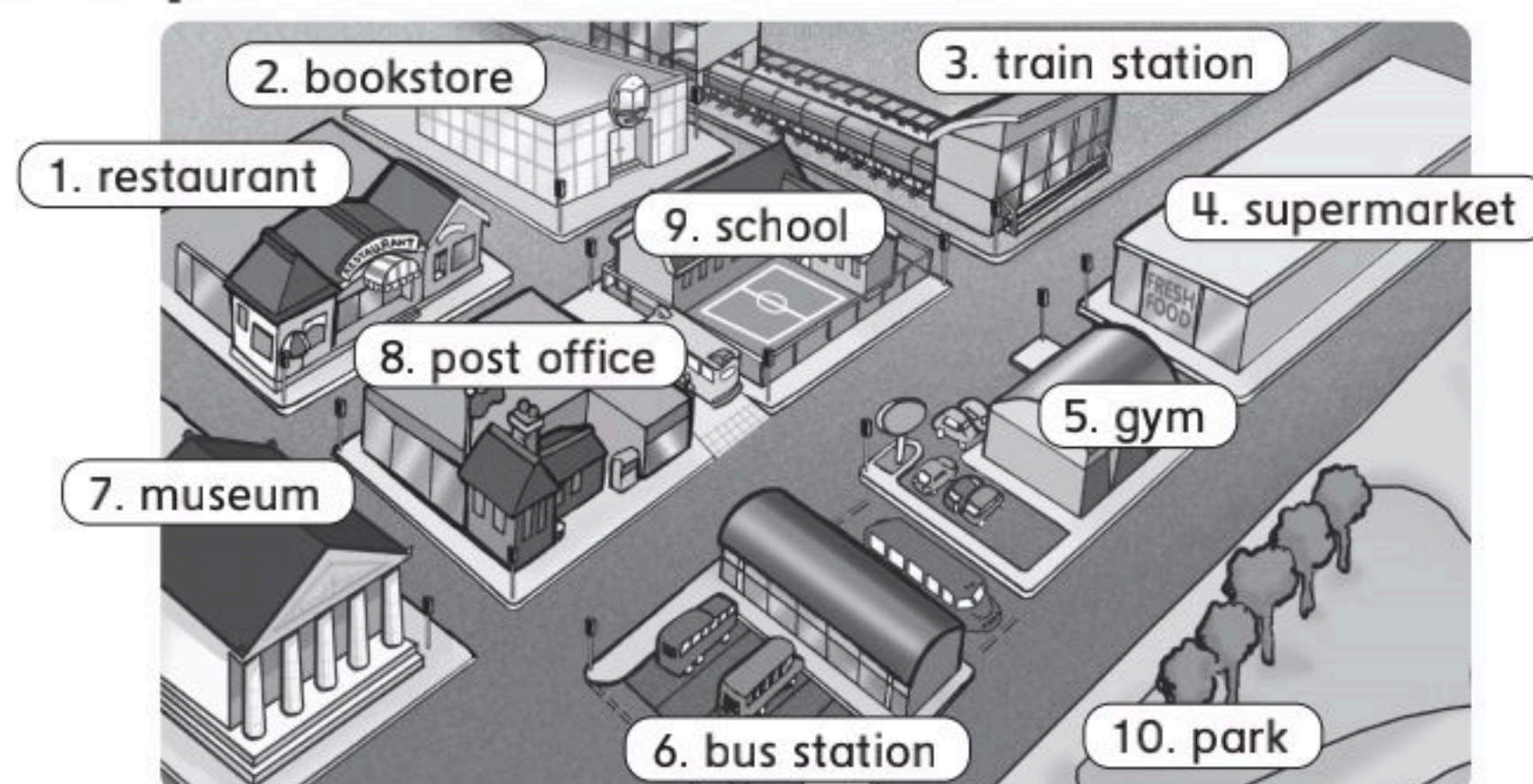
I can talk about places in town and things in the house using "there is", "there are".

I listened to CD2 41 ☒ ☒ ☒ ☒ ☒ ☒ ☒ days this week.

Name _____ Class _____



1 Listen and point. Then circle T or F.



- | | | |
|--|-------------------------|-------------------------|
| 1. There's a bookstore between the restaurant and the train station. | <input type="radio"/> T | <input type="radio"/> F |
| 2. There's a museum near the restaurant. | <input type="radio"/> T | <input type="radio"/> F |
| 3. There's a bus station next to the school. | <input type="radio"/> T | <input type="radio"/> F |
| 4. There's a supermarket opposite the gym. | <input type="radio"/> T | <input type="radio"/> F |
| 5. There's a school between the post office and the train station. | <input type="radio"/> T | <input type="radio"/> F |

2 Find photos about places in your country and make a poster. Write:

- where the place is
- something about the place

Faisaliah Tower

Faisaliah Tower is in Riyadh.

It is very tall.

