

تم تحميل وعرض المادة من

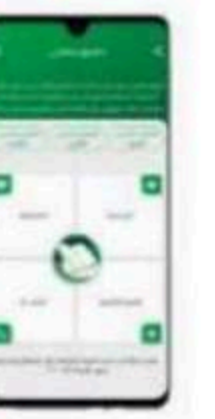

# منهجي

mnhaji.com



موقع منهجي منصة تعليمية توفر كل ما يحتاجه المعلم  
والطالب من حلول الكتب الدراسية وشرح للدروس  
بأسلوب مبسط لكافة المراحل التعليمية وتوازيع  
المناهج وتحاضير وملخصات ونماذج اختبارات وأوراق  
عمل جاهزة للطباعة والتحميل بشكل مجاني

حمل تطبيق منهجي ليصلك كل جديد



STUDENT'S BOOK  
1

# WE CAN!

Yoko Matsuka and Glenn McDougall



وزارة التعليم  
Ministry of Education  
2025 - 1447

## We Can! Student's Book 1

We Can! Copyright © 2009 by McGraw-Hill Education

Adaptation Copyright © 2025 by McGraw-Hill Education (UK) Limited

Published by arrangement with McGraw Hill LLC

ALL RIGHTS RESERVED. NO PART OF THIS BOOK MAY BE REPRODUCED OR TRANSMITTED IN ANY FORM OR BY ANY MEANS, ELECTRONIC OR MECHANICAL, INCLUDING PHOTOCOPYING, RECORDING OR BY INFORMATION STORAGE AND RETRIEVAL SYSTEMS, WITHOUT PERMISSION IN WRITING FROM MCGRAW HILL.

ISBN-13: 9781398962392

ISBN-10: 1398962392

### Series consultant: Mayumi Tabuchi

**Project manager:** Judy MacDonald, **Development editor:** Steve Longworth, **Editor:** Anne Tseng, **Production manager:** Alfonso Reyes **Designer:** Kate Vandestadt, Vandestadt Design, **Design supervision:** Peter Shaw

© 2025. Exclusive rights by McGraw-Hill Education (UK) Limited for manufacture and export. This book cannot be re-exported from the country to which it is sold by McGraw-Hill Education (UK) Limited.

## Photo Credits

**SB: iii** (t)©Tatweer Co. for Educational Services; **3** (tr)©TeddyandMia/Shutterstock; **8** (tl)©A. Astes/Alamy, (tr)©Eric Isselee/Shutterstock, (cl)©ehtesham/Shutterstock, (cr)©Tom Grundy/Alamy Stock Photo; **11** (tl)©PIXbank CZ/Shutterstock, (tr)©Maffi/Shutterstock, (cl)©DUSAN ZIDAR/Shutterstock, (cr)©Iconotec/Glow Images, (bl)©McGraw Hill Education, (br)©MaraZe/Shutterstock; **14** (1)©Danny Smythe/Alamy Stock Photo, (2)©Maffi/Shutterstock, (3)©DUSAN ZIDAR/Shutterstock, (4)©MaraZe/Shutterstock, (5)©SOMMAI/Shutterstock, (6)©Yellow Cat/Shutterstock, (7)©Sergey Peterman/Shutterstock, (8)©Maks Narodenko/Shutterstock, (9)©McGraw Hill Education, (10)©Danny Smythe/Alamy Stock Photo, (11)©Maffi/Shutterstock, (12)©DUSAN ZIDAR/Shutterstock, (13)©MaraZe/Shutterstock, (14)©Sergey Peterman/Shutterstock, (15)©Maks Narodenko/Shutterstock; **15** (1)©SOMMAI/Shutterstock, (2)©Danny Smythe/Alamy Stock Photo, (3)©Maffi/Shutterstock, (4)©Sergey Peterman/Shutterstock, (5)©Africa Studio/Shutterstock, (6)©bergamont/Shutterstock, (7)©ajt/Shutterstock, (8)©Spalnic/Shutterstock, (9)©wk1003mike/Shutterstock, (10)©Morinka/Shutterstock; **16** (tl)©QiuJu Song/Shutterstock, (tr)©Eric Isselee/Shutterstock, (cl)©Hurst Photo/Shutterstock, (cr)©Jose Manuel Gelpi Diaz/Alamy Stock Photo; **23** (tr, cr)©Ammar Rasheed/Shutterstock; **24** (tl)©cobalt88/Shutterstock, (tr)©Ivan Kmit/Alamy Stock Photo, (cl)©Winston Link/Alamy Stock Photo, (cr)©Gita Kulinitch Studio/Shutterstock; **28** (tr)©Cincinart/Shutterstock; **32** (tl)©mariait/Shutterstock, (tr)©Jim Cumming/Shutterstock, (cl)©SV Production/Shutterstock, (cr)©Patryk Kosmider/Shutterstock; **33** (t)©Insima/Shutterstock; **40** (br)©Dualororua/Shutterstock; **46** (b)©Insima/Shutterstock; **48** (bl)©Dualororua/Shutterstock; **49** (tc, cr)©Giuseppe\_R/Shutterstock; **52** (tcr)©Dualororua/Shutterstock; **54** (1)©lynx/iconotec/Glowimages, (2)©FoodCollection, (7)©Koya979/Shutterstock.

**WB: 68** (l-r)©Artem Avetisyan/Shutterstock, (2)©wk1003mike/Shutterstock, (3)©Maffi/Shutterstock, (4)©elenovsky/Shutterstock, (5, 6)©Es sarawuth/Shutterstock; **72** (cl)©Maffi/Shutterstock, (cr)©McGraw Hill Education, (bc)©PIXbank CZ/Shutterstock, (br)©Sergey Peterman/Shutterstock; **73** (br)©Nattika/Shutterstock; **75** (1)©SOMMAI/Shutterstock, (2)©Maffi/Shutterstock, (3)©MaraZe/Shutterstock, (4)©McGraw Hill Education, (5)©Danny Smythe/Alamy Stock Photo, (6)©Maks Narodenko/Shutterstock, (7)©Yellow Cat/Shutterstock, (8)©Sergey Peterman/Shutterstock, (9)©Valentina Razumova/Shutterstock, (10)©DUSAN ZIDAR/Shutterstock; **76** (br)©Anastasiia Malinich/Shutterstock; **81** (cr)©Lillac/Shutterstock, (bl)©Art\_man/Shutterstock, (br)©Clara Bastian/Shutterstock; **82** (b)©Bildagentur Zoonar GmbH/Shutterstock; **88** (c)©Jr images/Shutterstock; **94** (br)©Kartinkin77/Shutterstock.

Mc  
Graw  
Hill

www.mheducation.com

وزارة التعليم

Ministry of Education  
2025 - 1447

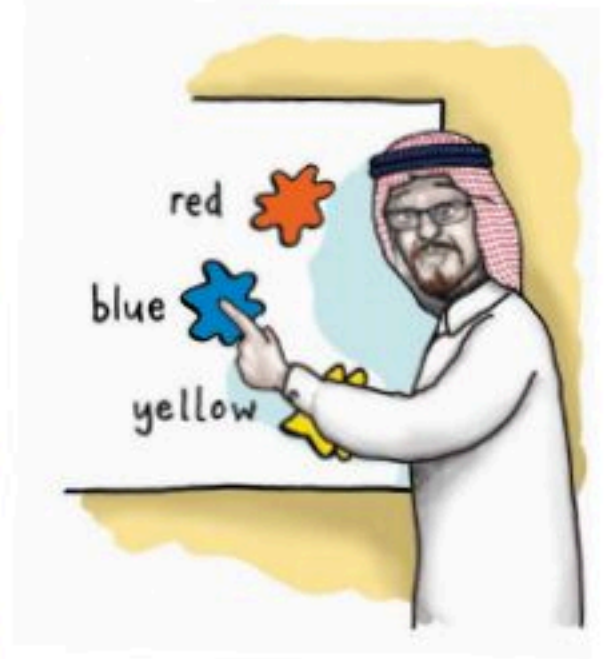


# Contents



## Student's Book

<b>Unit 1</b>	<b>Toys and Things</b>	<b>2</b>
<b>Unit 2</b>	<b>Food</b>	<b>10</b>
<b>Unit 3</b>	<b>Animals</b>	<b>18</b>
<b>Unit 4</b>	<b>Days and Weather</b>	<b>26</b>
<b>Unit 5</b>	<b>Feelings and Things</b>	<b>34</b>
	<b>Phonics Practice</b>	<b>42</b>
	<b>Word List</b>	<b>53</b>
	<b>Picture Dictionary</b>	<b>54</b>
	<b>Audio Track Lists</b>	<b>58</b>
	<b>Objectives</b>	<b>60</b>
	<b>Workbook</b>	<b>61</b>



# Syllabus

Unit and Topic	Talk Time	Rhythms and Sounds
1 Toys and Things	How many do you have? I have (one). How many do I have? That's right.	Chant: <i>Robot Bear</i> Turn around. Touch the ground. Show your shoe. You're out, too.
2 Food	Do you like (pizza)? Yes, I like (pizza). No, I don't like (macaroni).	Chant: <i>Cookie Jar</i>
3 Animals	Do you have a pet? Yes, I do./ No, I don't. I have a (turtle/fish).	Chant: <i>PACO</i>



Words	Phonics	Phonics Practice
robot, bicycle, computer game, dollhouse, stickers, puzzle, coloring book, puppet, toy truck, football, cell phone, T-shirt, shirt, shoes, skirt, trousers Numbers 1 to 10 (revision)	Sounds: K, L, M, N Writing kiwi, lion, monkey, nest	Listening, Tracing, and Writing Worksheet 1: a b c d e Worksheet 2: f g h i j
pizza, macaroni, salad, sandwich, chicken, fish, soup, kabsa, rice, onion, apple, orange, banana, apricot, carrots, cherries, cookie/ies, potatoes	Sounds: O, P, Q, R Writing octopus, parrot, quilt, rabbit	Worksheet 3: k l m n o Worksheet 4: p q r s t
pet, fish, turtle, cat, rabbit, horse, lion, zebra, bear, cat, chicken, bear, cow, duck, sheep, mouse, parrot Numbers 11 to 20 and 20 to 30.	Sounds: S, T, U, V Writing sun, tiger, umbrella, vase	Listening, Tracing, and Writing Worksheet: u v w x y z Worksheet: a to z Words with b, p



# Syllabus

Unit and Topic	Talk Time	Rhythms and Sounds
4 Days and Weather	What day do you like? I like (Wednesday). How about you?	Chant: <i>Days of the Week</i>
5 Feelings and Things	Are you happy? Yes, I am. I have a new laptop. What's the matter? I'm thirsty and my friend is hungry.	Chant: <i>Are you hungry?</i>



Words	Phonics	Phonics Practice
<p>Sunday, Monday, Tuesday, Wednesday, Thursday, Friday, Saturday</p> <p>sunny, cloudy, snowy, rainy, windy, (showing, hiding, washing)</p> <p>Numbers 10 to 100 in tens. E.g., ten, twenty, thirty ...etc.</p>	<p>Sounds: W, F, Y, Z</p> <p>Writing</p> <p>wolf, fox, yard, zebra</p>	<p>Words with ch, sh</p> <p>Words with a_e, i_e</p> <p>Long Vowels</p> <p>Words with v, f</p> <p>Words with o_e and u_e - Long Vowels</p>
<p>happy, sad, hungry, thirsty, scared, bored, sleepy, angry</p> <p>skirt, trousers, T-shirt, glasses, cap, shoes</p> <p>computer games, desk, room, sock, ring</p>	<p>Sounds: b / p : bear, pear, v / f: van, fan</p> <p>sh / ch: ships, chips,</p> <p>th (voiced and unvoiced): this, three</p> <p>Long and short vowels :</p> <p>a / a_e: tap, tape, i / i_e: pin, pine, o / o_e: top, rope, u / u_e: cub, cube</p>	







# Unit 1 Toys and Things

## Talk Time

1 Listen and say.



2 Practice the talks in pairs.

3 Act out the talks in pairs.



# Fun Time!

## 4 Number Guessing Game

How many marbles do I have?

How many marbles do I have?



That's right! I have five.

### I Can ...

- act out the talks about *how many* with a partner.
- play the Number Guessing Game with a friend.





## Rhythms and Sounds

1 Chant and do.



### Robot Bear

Robot bear, robot bear, turn around.

Robot bear, robot bear, touch the ground.

Robot bear, robot bear, show your shoe.

Robot bear, robot bear, you're out, too.



2 Listen, point, and pronounce.

# Fun Time!

## 3 Pass the Robot Bear Game

Chant and play.



You're out!



### I Can ...

- chant the *Robot Bear* chant with actions.
- tell a friend to do two of the Robot Bear's actions.



## Advice Time

Keep your room clean.





# Words

## 1 Listen and point.



## 2 Listen and say.

## 3 Listen and find.

# Fun Time!

## Grammar Toolbox


one robot → two robots,  
three robots, four robots ...

### 4 One Robot, Two Robots ...

Chant and put your hand on top.



One robot, two robots,  
three robots, four.



Five robots, six robots,  
seven robots, more!

## I Can ...

- listen, point, and say the names of five toys.
- say the names of some clothes.



Now go to page 42

7

Unit 1

# Phonics

1 Listen and say.



KIWI



LION



MONKEY



NEST

2 Trace and copy.

K K K K K

L L L L L

M M M M M

N N N N N




3 Listen and write.

K L M N



1. \_\_\_ IWI



2. \_\_\_ ION



3. \_\_\_ ONKEY




4. \_\_\_ EST



## Fun Time!

4

Listen, count, and chant.



### I Can ...

- make the sounds of the letters K, L, M, and N and write them.
- count from 1 to 10.



Now go to page 43





# Unit 2 Food

## Talk Time

1 Listen and say.



2 Practice the talks in pairs.

3 Act out the talks in pairs.



# Fun Time!

**Grammar Toolbox**  
don't = do not

4 Listen. Shout **I like!** 😊 or **I don't like!** ☹️



I like macaroni.



I like pizza.



I like salad.



I like onions.



I like kabsa.



I like soup.



## I Can ...

- act out the talks about food with a partner.
- say two foods that I like.





# Rhythms and Sounds

1 Listen and chant.



## Cookie Jar Chant

Who took the cookies from the cookie jar?

Labeeb took the cookies

from the cookie jar.

Who, me?

Yes, you!

Not me!

Then who took the cookies

from the cookie jar?



2 Listen again and clap the rhythm.



# Fun Time!

## 3 Cookie Jar Game

Clap and chant.



Number two took the cookies from the cookie jar.



Who, me?

### I Can ...

- chant the *Cookie Jar* chant using good rhythm.
- say “Who took the cookies from the cookie jar?” three times really fast.



## Advice Time

Eat with your right hand.



# Words

## 1 Listen, point, and say.



1. apple



2. pizza



3. salad



4. soup



5. orange



6. rice



7. sandwich



8. apricot



9. kabsa

## 2 Listen and practice.













# Fun Time!

## 3 Number Race



Count fast from 1 to 10 and back.

Grammar Toolbox	
Countable	Uncountable
sandwiches	soup
apples	rice

				
<b>1</b>	<b>2</b>	<b>3</b>	<b>4</b>	<b>5</b>
				
<b>6</b>	<b>7</b>	<b>8</b>	<b>9</b>	<b>10</b>



### I Can ...

- point to and say five kinds of food.
- count from one to ten and back.



# Phonics

1 Listen and say.




OCTOPUS



PARROT



QUILT



RABBIT

2 Trace and copy.

O O O O O

P P P P P

Q Q Q Q Q

R R R R R



3 Listen and write.

O P Q R



1. \_\_\_\_\_ C T O P U S



2. \_\_\_\_\_ A R R O T



3. \_\_\_\_\_ Q I L T




4. \_\_\_\_\_ A B B I T



## Fun Time!

4 Draw, count, and write.



\_\_\_\_\_ C T \_\_\_\_\_ U S

### I Can ...

- make the sounds of the letters O, P, Q, and R.
- write the letters A to R.



Now go to page 45





# Unit 3 Animals

## Talk Time

1 Listen and say.



CD1 23



2 Act out the talks in pairs.

3 Ask two people if they have a pet.

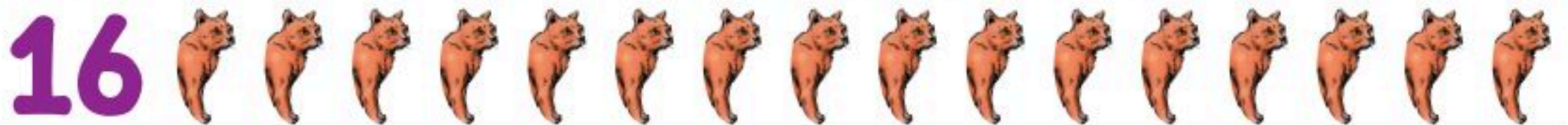



# Fun Time!

## 4 Number Race



Count fast from 11 to 20.



I Can ...

- act out the talks about pets with a partner.
- count from 11 to 20.





# Rhythms and Sounds

1 Listen and chant.




## PACO

There was a farmer who had a horse,

And PACO was his name-oh!

P-A-C-O, P-A-C-O, P-A-C-O,

And PACO was his name-oh!



2 Listen again and stamp the rhythm.

3 Write PACO.



# Fun Time!

## 4 Guessing Game. How many animals?

Listen and match.



	11	12	13
	20	14	15
	19	18	16
		17	

### I Can ...

- chant the *PACO* chant by myself using good rhythm.
- count from 11 to 20 and back.



Now go to page 46



# Words

## 1 Listen and point.




1. duck



2. cat



3. bird



4. fish



5. mouse




6. cow



7. horse



8. sheep





9. chicken



## 2 Listen, point, and say.

## 3 Listen and make the sounds.



# Fun Time!

## 4 Old MacDonald

Chant and make the sounds.

Old Mac Donald had a farm

Ee-ii-ee-ii-oh

And on that farm he had some cows

Ee-ii-ee-ii-oh

With a MOO MOO here

And a MOO MOO there


Here a MOO

There a MOO

Everywhere a MOO MOO

Old Mac Donald had a farm

Ee-ii-ee-ii-oh



## I Can ...

- say the names of three animals.
- make the sounds of three animals.

GOAL 61

GOAL 62

## Advice Time

Treat animals kindly.



Now go to page 47

23

Unit 3



# Phonics

## 1 Listen and say.



SUN



TIGER



UMBRELLA



VASE

## 2 Trace and copy.



3 Listen and write.

S T U V



1. \_\_\_\_\_ UN 

2. \_\_\_\_\_ IGER 

3. \_\_\_\_\_ MBRELLA 

4. \_\_\_\_\_ ASE 

# Fun Time!

4 Listen, count, and write.



20

21

22

2 .....

2 .....

2 .....

2 .....

2 .....

2 .....

2 .....

30



## I Can ...

- make the sounds of the letters S, T, U, and V.
- count from 20 to 30 and back.



Now go to page 48





# Unit 4 Days and Weather

## Talk Time

1 Listen and say.



Sun	Mon	Tue	Wed	Thur	Fri	Sat
			✓			✓



2 Practice the talk in pairs.

3 Act out the talk in pairs.



# Fun Time!

## 4 Hot Potato Game

Say the sentence and pass the potato.



What day do you like?

I like Tuesday.  
How about you?



### I Can ...

- act out the “What day do you like?” talk with a partner.
- say what day of the week I like.






# Rhythms and Sounds

1 Listen and chant.




## Days of the Week

Sunday, Monday, Tuesday,  
Wednesday, Thursday,  
Thursday,  
Friday, Saturday,  
Sunday comes again.



2 Listen, point, and pronounce.



# Fun Time!

## 3 Chant and Do

Make the letter shapes.



### I Can ...

- chant the *Days of the Week* chant by myself.
- say the days of the week from Sunday to Saturday with good pronunciation.



Now go to page 50

# Words

## 1 Listen and point.



## 2 Listen, point, and pronounce.



1. sunny

3. rainy

2. cloudy

4. snowy

5. windy


# Fun Time!

3 Chant and do.



## Weather Chant

It's **sunny** today.  
It's **sunny** today.  
The **sun** is **showing** its **face**.  
It's **sunny** today.  
It's **sunny** today.  
The **sun** is **showing** its **face**.  
It's **cloudy** today.  
The **sun** is **hiding** its **face**.  
It's **rainy** today.  
The **sun** is **washing** its **face**.



### I Can ...

- say three sentences about weather.
- say what the weather is like today.



## Advice Time

Start your day with a smile.




Now go to page 51

31

Unit 4

# Phonics

## 1 Listen and say.



**WOLF**



**FOX**



**YARD**



**ZEBRA**

## 2 Trace and copy.



3 Listen and write.

W X Y Z



1. \_\_\_\_\_ OLF 

2. FO \_\_\_\_\_ 

3. \_\_\_\_\_ ARD 

4. \_\_\_\_\_ EBRA 

# Fun Time!

4 Listen, write, and chant.




  
1 \_\_\_\_\_

  
2 \_\_\_\_\_

  
3 \_\_\_\_\_

  
40

  
50

  
60

  
70

  
80

  
90

  
100



## I Can ...

- make the sounds and write the letters W, X, Y, and Z.
- count from 10 to 100 in tens.



Now go to page 52





# Unit 5 Feelings and Things

## Talk Time

1 Listen and say.



Are you happy?

Yes, I am. I have a new laptop. Look!



2 Practice the talks in pairs.


3 Act out the talks in pairs.



# Fun Time!

## 4 Who's happy?

Listen and match.



scared

sad

thirsty

hungry

happy

angry




## 5 Listen again and do.

## 6 Point, ask, and answer in pairs.



Number 2. Is he hungry?

Yes, he is.



### I Can ...

- ask someone "What's the matter?" and get the answer.
- point, ask, and say how someone is feeling.





# Rhythms and Sounds

**1** Listen, point, and chant.



**Are you hungry?**



**Are you hungry? Are you thirsty?**



**Are you happy? Are you sad?**



**What's the matter? What's the matter?**



**They're all hungry, they're all sad!**

**Who is angry? Who is scared?**



**She is angry and she's scared.**



**Who is sleepy? Who is bored?**



**He is sleepy and he's bored.**



**What's the matter? What's the matter?**

**We're all happy, we're all well!**

**2** Change the words and chant.



**Advice Time**

Be happy with what you have.



# Fun Time!

## 3 This is Kenan!

Listen and circle. Then listen and read along.



This is Kenan. He is **ten** /  
**nine**. He is a very **happy** /  
**hungry** boy.

Hello, Tim!



This is his parrot. His name is  
**Tim** / **Tom**. Tim is **big** / **small**  
and fat. He is blue and or-  
ange, and he is **angry** / **hun-**  
**gry** all the time. Kenan and  
Tim are good friends.

Hello, Kenan!



## 4 Answer the questions.

1. How old is Kenan?
2. Is Kenan happy or sad?
3. What color is Tim?
4. Is Tim thirsty?

---

---

---

---

## I Can ...

- chant, ask “Are/you/he/she/we/they ...?”, and get the answer.
- listen, read, and answer questions correctly.





# Words

## 1 Listen, point, and practice.



1.	skirts	4.	glasses
2.	trousers	5.	caps
3.	T-shirts	6.	shoes

## 2 Listen and say.



## 3 Practice the talk in pairs.

## 4 Change the words and practice.

# Fun Time!

## 5 Kenan's Diary

Listen, read, and answer.



### Grammar Toolbox



My sock is **on** the bed.



The ring is **in** the box.

### Kenan's Diary

I'm happy today! My friend Pete is here for the day! We have many toys and games to play! We are in my room. My new laptop is on the desk.

All our computer games are on the desk too! Let's play!



Is Kenan happy?  
Where are Kenan and Pete?  
Where are the computer games?



### I Can ...

- talk and ask about clothes using "these" or "those".
- say where something is using "in" and "on".




# Phonics

1 Listen, point, and say.




**b**  bear


**p**  pear

**v**  van

**f**  fan



**sh**  ships

**ch**  chips


**th**  this


**th**  three


2 Listen and number.


3 Listen, point, and say.




**a**  tap


**a\_e**  tape


**i**  pin


**i\_e**  pine



**o**  top

**o\_e**  rope

**u**  cub

**u\_e**  cube

4 Listen and number.

5 Listen and check ✓ LONG or SHORT.



	ship	sheep	sea	sit	speak	week
LONG						
SHORT	✓					

# Fun Time!

6 Listen to the sound and check ✓.




1. b  p



5. sh  ch

2. b  p



6. sh  ch

3. v  f



7. th  th

4. v  f



3

8. th  th

7 Listen and circle the word. Then match.



1. tap cap tape

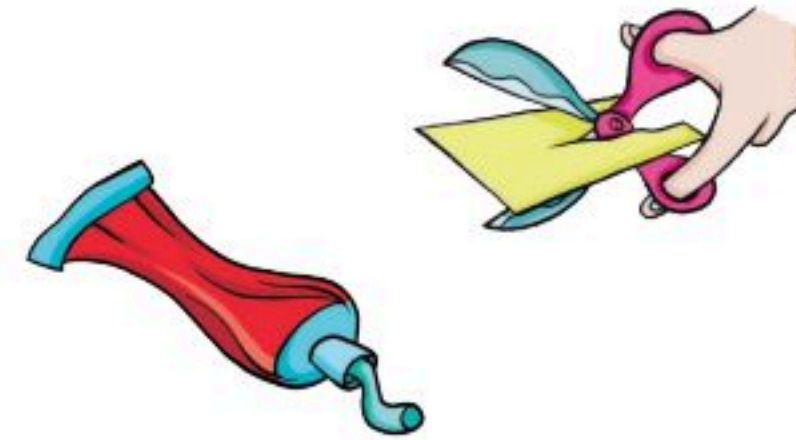


2. van vase save



3. rice ring nice

4. pin pine nine



5. cube tub tube

6. cut cute cat

7. rope rice rose



## I Can ...

- recognize and say b/p, f/v, sh, ch, th, and a/a\_e, i/i\_e, o/o\_e, u/u\_e.
- recognize and match sounds to letters.





# Listening, Tracing, and Writing Worksheet 1: a b c d e



1 Listen, trace the first letter, and write it on the line.

1. a b c d e

\_\_\_\_\_

\_\_\_\_\_

\_\_\_\_\_

a

2. a b c d e

\_\_\_\_\_

\_\_\_\_\_

\_\_\_\_\_

3. a b c d e

\_\_\_\_\_

\_\_\_\_\_

\_\_\_\_\_

4. a b c d e

\_\_\_\_\_

\_\_\_\_\_

\_\_\_\_\_

5. a b c d e

\_\_\_\_\_

\_\_\_\_\_

\_\_\_\_\_

6. a b c d e

\_\_\_\_\_

\_\_\_\_\_

\_\_\_\_\_



2 Listen and write the first letter.

1. \_\_\_\_\_

\_\_\_\_\_

\_\_\_\_\_

2. \_\_\_\_\_

\_\_\_\_\_

\_\_\_\_\_

3. \_\_\_\_\_

\_\_\_\_\_

\_\_\_\_\_

4. \_\_\_\_\_

\_\_\_\_\_

\_\_\_\_\_

5. \_\_\_\_\_

\_\_\_\_\_

\_\_\_\_\_

6. \_\_\_\_\_

\_\_\_\_\_

\_\_\_\_\_

apple



bear



cow



duck



egg



# Worksheet 2: f g h i j



1 Listen, trace the first letter, and write it on the line.

1. f g h i j

.....  
 .....  
 \_\_\_\_\_  
 .....

2. f g h i j

.....  
 .....  
 \_\_\_\_\_  
 .....

3. f g h i j

.....  
 .....  
 \_\_\_\_\_  
 .....

4. f g h i j

.....  
 .....  
 \_\_\_\_\_  
 .....

5. f g h i j

.....  
 .....  
 \_\_\_\_\_  
 .....

6. f g h i j

.....  
 .....  
 \_\_\_\_\_  
 .....



2 Listen and write the first letter.

1. ....  
 .....  
 \_\_\_\_\_  
 .....

2. ....  
 .....  
 \_\_\_\_\_  
 .....

3. ....  
 .....  
 \_\_\_\_\_  
 .....

4. ....  
 .....  
 \_\_\_\_\_  
 .....

5. ....  
 .....  
 \_\_\_\_\_  
 .....

6. ....  
 .....  
 \_\_\_\_\_  
 .....

fish



goat



hat



ink



jet



# Worksheet 3: k l m n o

CD3 06

1 Listen, trace the first letter, and write it on the line.

1. k l m n o

.....  
.....  
\_\_\_\_\_  
.....

2. k l m n o

.....  
.....  
\_\_\_\_\_  
.....

3. k l m n o

.....  
.....  
\_\_\_\_\_  
.....

4. k l m n o

.....  
.....  
\_\_\_\_\_  
.....

5. k l m n o

.....  
.....  
\_\_\_\_\_  
.....

6. k l m n o

.....  
.....  
\_\_\_\_\_  
.....

CD3 07

2 Listen and write the first letter.

1. \_\_\_\_\_

4. \_\_\_\_\_

2. \_\_\_\_\_

5. \_\_\_\_\_

3. \_\_\_\_\_

6. \_\_\_\_\_

kiwi



lion



monkey



nest



octopus



# Worksheet 4: p q r s t

CD3 08

1 Listen, trace the first letter, and write it on the line.

1. p q r s t

\_\_\_\_\_

\_\_\_\_\_

\_\_\_\_\_

2. p q r s t

\_\_\_\_\_

\_\_\_\_\_

\_\_\_\_\_

3. p q r s t

\_\_\_\_\_

\_\_\_\_\_

\_\_\_\_\_

4. p q r s t

\_\_\_\_\_

\_\_\_\_\_

\_\_\_\_\_

5. p q r s t

\_\_\_\_\_

\_\_\_\_\_

\_\_\_\_\_

6. p q r s t

\_\_\_\_\_

\_\_\_\_\_

\_\_\_\_\_

CD3 09

2 Listen and write the first letter.

1. \_\_\_\_\_

\_\_\_\_\_

\_\_\_\_\_

4. \_\_\_\_\_

\_\_\_\_\_

\_\_\_\_\_

2. \_\_\_\_\_

\_\_\_\_\_

\_\_\_\_\_

5. \_\_\_\_\_

\_\_\_\_\_

\_\_\_\_\_

3. \_\_\_\_\_

\_\_\_\_\_

\_\_\_\_\_

6. \_\_\_\_\_

\_\_\_\_\_

\_\_\_\_\_

pen



quilt



rabbit



sun



tiger



# Worksheet: u v w x y z



1 Listen, trace the letter, and write it on the line.

1. u v w x y z

.....  
.....  
.....

2. u v w x y z

.....  
.....  
.....

3. u v w x y z

.....  
.....  
.....

4. u v w x y z

.....  
.....  
.....

5. u v w x y z

.....  
.....  
.....

6. u v w x y z

.....  
.....  
.....



2 Listen and write the letter.

1. ....  
.....  
.....  
.....

2. ....  
.....  
.....  
.....

3. ....  
.....  
.....  
.....

4. ....  
.....  
.....

5. ....  
.....  
.....

6. ....  
.....  
.....

umbrella



vase



wolf



fox



yard



zebra



# Worksheet: a to z



1 Listen, trace the first letter, and write it on the line.

1. a b c d e

.....  
 .....  
 \_\_\_\_\_  
 .....

2. f g h i j

.....  
 .....  
 \_\_\_\_\_  
 .....

3. k l m n o

.....  
 .....  
 \_\_\_\_\_  
 .....

4. p q r s t

.....  
 .....  
 \_\_\_\_\_  
 .....

5. u v w x y z

.....  
 .....  
 \_\_\_\_\_  
 .....



2 Listen and write the first letter.

1. \_\_\_\_\_ 2. \_\_\_\_\_ 3. \_\_\_\_\_ 4. \_\_\_\_\_ 5. \_\_\_\_\_  
 .....  
 .....

6. \_\_\_\_\_ 7. \_\_\_\_\_ 8. \_\_\_\_\_ 9. \_\_\_\_\_ 10. \_\_\_\_\_  
 .....  
 .....



# Words with b, p

CD3 14 **1** Listen, point, and say.



**b**  
bear



**p**  
pear

CD3 15 **2** Listen to the sound, check ✓, and write. Then draw a line to the right picture.

1. b  p  b ag
2. b  p  \_\_\_uzzle
3. b  p  \_\_\_ed
4. b  p  \_\_\_uppet
5. b  p  \_\_\_all



CD3 16 **3** Listen, point, and say.



**-b**  
tub



**-p**  
top

CD3 17 **4** Listen to the sound, check ✓, and write. Then draw a line to the right picture.

1. b  p  clap
2. b  p  cu\_\_\_
3. b  p  cra\_\_\_
4. b  p  cu\_\_\_
5. b  p  Ro\_\_\_




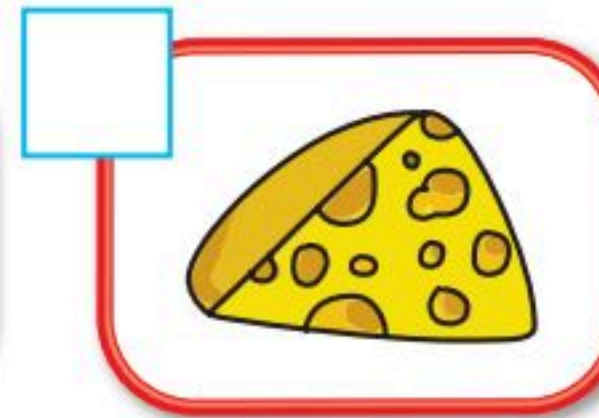

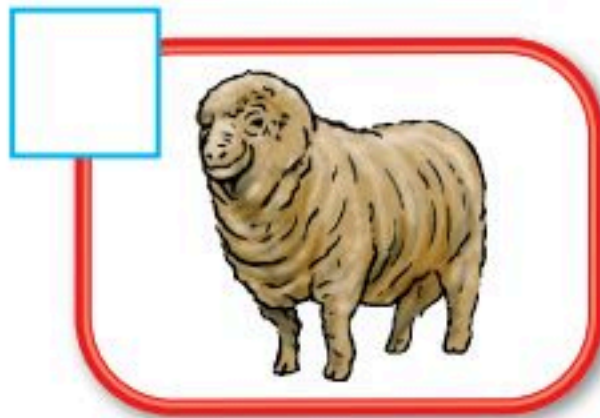
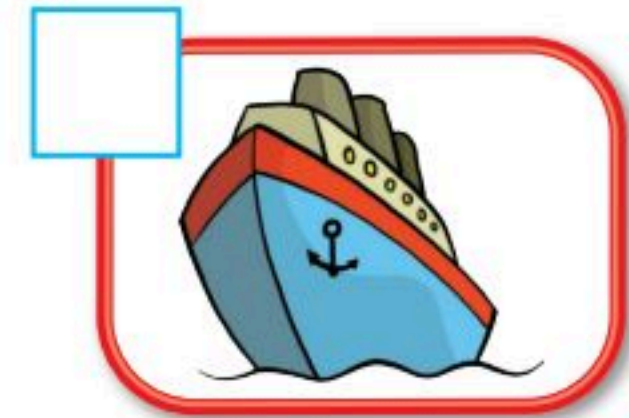
# Words with ch, sh

CD3 18 **1 Listen, point, and say.**



CD3 19 **2 Listen and circle the word. Then match with a picture.**

- |                   |          |        |        |
|-------------------|----------|--------|--------|
| 1. <u>chicken</u> | children | chosen | shaken |
| 2. lamp           | lunch    | ranch  | launch |
| 3. chip           | jeep     | sheep  | shop   |
| 4. cheese         | cheap    | check  | chick  |
| 5. shop           | ship     | soap   | chip   |



CD3 20 **3 Read and match. Then listen and check.**

1. A sheep is on the ship.
2. I like chocolate.
3. I like fish for lunch.
4. A ship is on the fish!






# Words with a\_e, i\_e Long Vowels

CD3 21 1 Listen, point, and say. Then write *a* or *a\_e*.



CD3 22 2 Listen, point, and say. Then write *i* or *i\_e*.



CD3 23 3 Listen to the sound and circle the right word. Then match with a picture.

- |          |      |      |
|----------|------|------|
| 1. white | whit | what |
| 2. hate  | hat  | that |
| 3. save  | van  | vase |
| 4. nice  | ring | rice |



# Words with v, f

CD3 24 **1** Listen, point, and say. Then write *v* or *f*.



van



fan




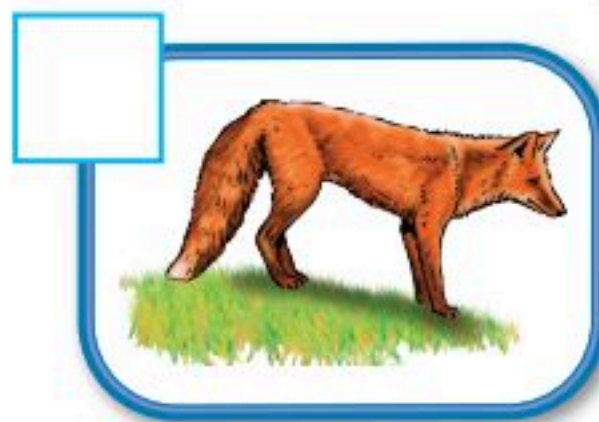
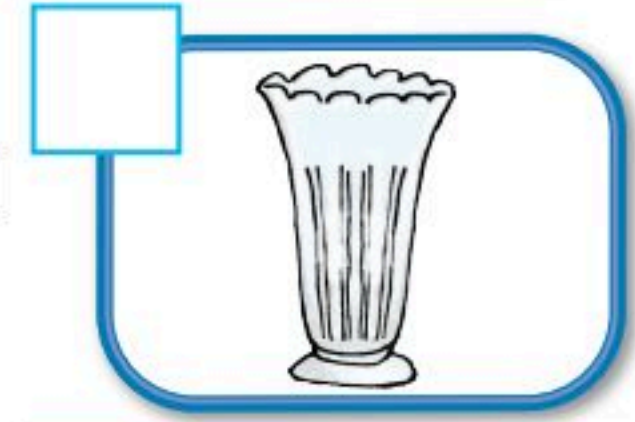
\_\_ase



\_\_ace

CD3 25 **2** Listen and circle the word. Then match with a picture.

- |                |          |            |            |
|----------------|----------|------------|------------|
| 1. <b>five</b> | fine     | fire       | file       |
| 2. fax         | fox      | four       | fat        |
| 3. vat         | ran      | man        | van        |
| 4. wish        | fish     | fin        | fine       |
| 5. football    | footbath | basketball | volleyball |
| 6. face        | raise    | vase       | save       |



**3** Find and write the words.



- |                |           |           |           |
|----------------|-----------|-----------|-----------|
| 1. <u>five</u> | 2. _____  | 3. _____  | 4. _____  |
| 5. _____       | 6. _____  | 7. _____  | 8. _____  |
| 9. _____       | 10. _____ | 11. _____ | 12. _____ |

# Words with o\_e and u\_e Long Vowels

CD3 26 **1** Listen, point, and say.



top



rope




cub



cube

CD3 27 **2** Listen to the sound and circle the right word. Then match with a picture.

1. rope    pore    nope
2. role    rose    rise
3. tube    tub    but
4. cut    cute    tut
5. nose    soon    pose
6. cub    tube    cube



**3** Find and write the words.



1. rose    2. \_\_\_\_\_    3. \_\_\_\_\_    4. \_\_\_\_\_
5. \_\_\_\_\_    6. \_\_\_\_\_    7. \_\_\_\_\_    8. \_\_\_\_\_
9. \_\_\_\_\_    10. \_\_\_\_\_    11. \_\_\_\_\_    12. \_\_\_\_\_



# Word List

- Again** p 12, 28  
**Animals** p 18, 23  
**Apricot** p 14  
**Back** p 15  
**Bananas** p 15  
**Bicycle** p 6  
**Bird** p 22  
**Carrots** p 15  
**Cat** p 22, 41  
**Cell phone** p 6  
**Chant** p 5, 6, 12, 20, 23, 28, 29, 31, 36  
**Cherries** p 15  
**Chicken** p 22, 49  
**Cloudy** p 30, 31  
**Coloring book** p 6  
**Computer games** p 6, 39  
**Cookie jar** p 12, 13  
**Cookies** p 12, 13  
**Count** p 9  
**Days** p 26, 27, 28  
**Dollhouse** p 6  
**Eat with your right hand.** p 13  
**Eighteen** p 21  
**Eighty** p 33  
**Eleven** p 21  
**Farm** p 23  
**Farmer** p 20  
**Fifteen** p 21  
**Fifty** p 33  
**Food** p 10, 11, 14, 15  
**Football** p 6, 51  
**Forty** p 33  
**Fourteen** p 21  
**Fox** p 32, 33, 46, 51  
**Friday** p 26, 28  
**Happy** p 34, 35, 36, 37, 39  
**Have** p 2, 3, 18, 34, 36, 39  
**Hiding** p 31  
**His name** p 20, 37  
**Horse** p 20, 22  
**How about you?** p 26, 27  
**How many** p 2, 3  
**Hungry** p 34, 35, 36, 37  
**Kabsa** p 11, 14  
**Kiwi** p 8, 9, 44  
**Like** p 10, 11, 26, 27, 30, 49  
**Lion** p 8, 9, 44  
**Macaroni** p 10, 11  
**Marbles** p 3  
**Monday** p 26, 29, 28  
**Monkey** p 8, 9, 44  
**More** p 7  
**Mouse** p 22  
**Nineteen** p 21  
**Ninety** p 33  
**One hundred** p 33  
**Onions** p 11  
**Orange** p 14  
**Out** p 4, 5  
**Parrot** p 16, 17, 37  
**Pet** p 18, 39  
**Play** p 5  
**Potatoes** p 15, 27  
**Puppet** p 6  
**Puzzle** p 6  
**Rainy** p 30, 31  
**Rice** p 14, 15, 41, 50  
**Robot** p 6, 7  
**Sad** p 35, 36, 37  
**Salad** p 11, 14  
**Sandwich** p 14, 15  
**Saturday** p 26, 28, 29  
**Scared** p 35, 36  
**Seventeen** p 21  
**Seventy** p 33  
**Sheep** p 22, 40, 49  
**Shirt** p 6  
**Shoe** p 4, 38  
**Show** p 4  
**Showing** p 31  
**Sixteen** p 21  
**Sixty** p 33  
**Skirt** p 6, 38  
**Snowy** p 30  
**Soup** p 11, 15  
**Stamp** p 20  
**Start your day with a smile.** p 31  
**Stickers** p 6  
**Sunday** p 26, 28, 29  
**Sunny** p 30, 31  
**That's right!** p 3  
**Things** p 2, 34  
**Thirsty** p 34, 35, 36, 37  
**Thirteen** p 21  
**Thirty** p 25  
**Thursday** p 26, 28, 29  
**Today** p 30, 31, 39  
**Took** p 12, 13  
**Touch** p 4  
**Toy truck** p 6  
**Toys** p 2, 7, 39  
**Treat animals kindly.** p 23  
**Trousers** p 6, 38  
**T-shirt** p 6, 38  
**Tuesday** p 26, 27, 28  
**Turn around** p 4  
**Turtle** p 18  
**Twelve** p 21  
**Twenty** p 21  
**Washing** p 31  
**Weather** p 26, 30, 31  
**Wednesday** p 26  
**Week** p 28, 29  
**What day do you like?** p 27  
**What's the weather like today?** p 30  
**Who me?** p 13  
**Windy** p 30  
**You're out!** p 5



# Picture Dictionary



apricot p14



banana p15



bicycle p6



bird p22




carrot p15




cat p22



cell phone p6




cherries p15




chicken p22



computer game  
p6




fox p32




horse p20





kiwi p8



lion p8



macaroni p10




marbles p3



mouse p22



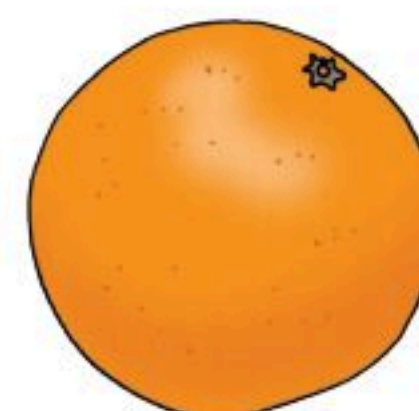
nest p8



octopus p16



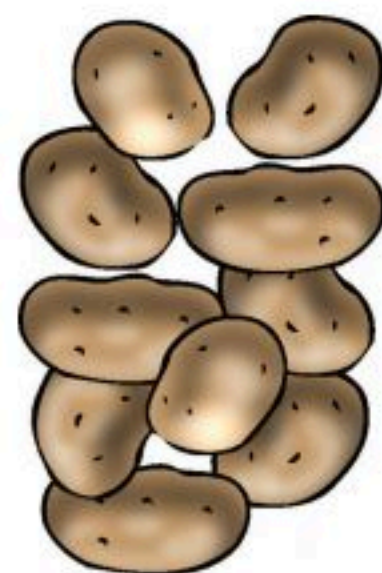
onion p11



orange p14



parrot p16



potatoes p15



puppet p6





puzzle p6




quilt p16



rabbit p16




rice p14



robot p6



salad p11



sandwich p14



shirt p6



shoes p38



sheep p22



skirt p6




soup p11






stickers p6



sun p24



tiger p24




toy truck p6



trousers p38



T-shirt p6



turtle p18




umbrella p24



vase p24



wolf p32



yard p32



zebra p32





## CD 1 Audio Track List

Track	Unit	Student Book Section	Track	Unit	Student Book Section
2	1	Exercise 1. Listen and say	32	3	Exercise 3. Listen and write
3	1	Exercise 4. Number Guessing Game	33	3	Exercise 4. Listen, count, and write
4	1	Exercise 1. Chant and do	34	4	Exercise 1. Listen and say
5	1	Exercise 2. Listen, point, and pronounce	35	4	Exercise 4. Hot Potato Game
6	1	Exercise 3. Pass The Robot Bear Game	36	4	Exercise 1. Listen and chant
7	1	Exercise 1. Listen and point	37	4	Exercise 2. Listen, point, and pronounce
8	1	Exercise 2. Listen and say	38	4	Exercise 3. Chant and do
9	1	Exercise 3. Listen and find	39	4	Exercise 1. Listen and point
10	1	Exercise 4. One Robot, Two Robots...	40	4	Exercise 2. Listen, point, and pronounce
11	1	Exercise 1. Listen and say	41	4	Exercise 3. Chant and do
12	1	Exercise 3. Listen and write	42	4	Exercise 1. Listen and say
13	1	Exercise 4. Listen, count, and chant	43	4	Exercise 3. Listen and write
14	2	Exercise 1. Listen and say	44	4	Exercise 3. Listen, write, and chant
15	2	Exercise 4. Listen	45	5	Exercise 1. Listen and say
16	2	Exercise 1. Listen and chant	46	5	Exercise 4. Listen and match
17	2	Exercise 3. Cookie Jar Game	47	5	Exercise 6. Point, ask, and answer
18	2	Exercise 1. Listen, point, and say	48	5	Exercise 1. Listen, point, and chant
19	2	Exercise 2. Listen and practice	49	5	Exercise 2. Change the words and chant
20	2	Exercise 3. Number Race	50	5	Exercise 4. Listen and circle
21	2	Exercise 1. Listen and say	51	5	Exercise 1. Listen, point, and practice
22	2	Exercise 3. Listen and write	52	5	Exercise 2. Listen and say
23	3	Exercise 1. Listen and say	53	5	Exercise 3. Listen, read, and answer
24	3	Exercise 4. Number Race	54	5	Exercise 1. Listen, point, and say
25	3	Exercise 1. Listen and chant	55	5	Exercise 2. Listen and number
26	3	Exercise 4. Guessing Game	56	5	Exercise 3. Listen, point, and say
27	3	Exercise 1. Listen and point	57	5	Exercise 4. Listen and number
28	3	Exercise 2. Listen, point, and say	58	5	Exercise 5. Listen and check
29	3	Exercise 3. Listen and make the sounds	59	5	Exercise 6. Listen to the sound
30	3	Exercise 4. Old MacDonald	60	5	Exercise 7. Listen and circle
31	3	Exercise 1. Listen and say			

## CD 2 Audio Track List

Track	Unit	Workbook Section
2	1	Exercise 1. Listen, point, and practice
3	1	Exercise 1. Listen and practice
4	1	Exercise 1. Listen, chant, and do
5	1	Exercise 1. Listen, point, and practice
6	1	Exercise 1. Listen, point, and practice
7	1	Exercise 1. Listen, point, and practice
8	1	Exercise 1. Listen, point, and practice
9	1	Exercise 1. Listen, point, and practice
10	2	Exercise 1. Listen, point, and practice
11	2	Exercise 1. Listen, point, and practice
12	2	Exercise 1. Listen and chant
13	2	Exercise 1. Listen and practice
14	2	Exercise 1. Listen, point, and practice
15	2	Exercise 1. Listen, point, and practice
16	2	Exercise 1. Listen, point, and practice
17	2	Exercise 1. Listen, point, and practice
18	3	Exercise 1. Listen and practice
19	3	Exercise 1. Listen and practice
20	3	Exercise 1. Listen and chant
21	3	Exercise 1. Listen, point, and count

Track	Unit	Workbook Section
22	3	Exercise 1. Listen, point, and practice
23	3	Exercise 1. Listen, point, and practice
24	3	Exercise 1. Listen, point, and practice
25	3	Exercise 1. Listen, point, and chant
26	4	Exercise 1. Listen and practice
27	4	Exercise 1. Listen, point, and practice
28	4	Exercise 1. Listen and chant
29	4	Exercise 1. Listen, point, and practice
30	4	Exercise 1. Listen, point, and practice
31	4	Exercise 1. Listen, practice, and say
32	4	Exercise 1. Listen, point, and practice
33	4	Exercise 1. Listen, point, and practice
34	5	Exercise 1. Listen, point, and practice
35	5	Exercise 1. Listen and circle
36	5	Exercise 1. Listen and chant
37	5	Exercise 1. Listen and practice
38	5	Exercise 1. Listen and practice
39	5	Exercise 1. Listen and practice
40	5	Exercise 1. Listen and check
41	5	Exercise 1. Listen and circle

## CD 3 Audio Track List

Track	Unit	Phonics Practice Section
02	1	Exercise 1. Listen, trace the first letter
03	1	Exercise 2. Listen and write
04	1	Exercise 1. Listen, trace the first letter
05	1	Exercise 2. Listen and write
06	2	Exercise 1. Listen, trace the first letter
07	2	Exercise 2. Listen and write
08	2	Exercise 1. Listen, trace the first letter
09	2	Exercise 2. Listen and write
10	3	Exercise 1. Listen, trace the first letter
11	3	Exercise 2. Listen and write
12	3	Exercise 1. Listen, trace the first letter
13	3	Exercise 2. Listen and write
14	3	Exercise 1. Listen, point, and say
15	3	Exercise 2. Listen to the sound, check, and write.

Track	Unit	Phonics Practice Section
16	3	Exercise 3. Listen, point, and say
17	3	Exercise 4. Listen to the sound, check, and write.
18	4	Exercise 1. Listen, point, and say
19	4	Exercise 2. Listen and circle
20	4	Exercise 3. Read and match
21	4	Exercise 1. Listen, point, and say
22	4	Exercise 2. Listen, point, and say
23	4	Exercise 3. Listen to the sound and circle
24	4	Exercise 1. Listen, point, and say
25	4	Exercise 2. Listen and circle
26	4	Exercise 1. Listen, point, and say
27	4	Exercise 2. Listen to the sound and circle

الحد الأدنى	By the end of the year students will be able to:	الرمز
X	Recognize and produce the sounds of the English alphabet.	1/7/4
X	Recognize short and only some long vowels: {long /a/ as in "cake", long /e/ as in "sea", long /o/ as in "nose", and long /i/ as "kite"}.	2/7/4
X	Recognize and differentiate between some English letters (b & p), (f & v).	3/7/4
	Recognize and produce only some English digraphs such as, (th, sh, ch).	4/7/4
X	Recognize and match sounds to letters.	5/7/4
X	Participate verbally and non-verbally in short simple activities: greeting, giving and receiving commands and instructions.	6/7/4
X	Recognize intonation patterns of statements and questions.	7/7/4
X	Ask and respond to simple assigned sentences in present tense form with the verb (like) using first and second person singular and in affirmative, negative and interrogative statements and (Yes/No questions).	8/7/4
X	Ask and respond to basic questions about personal information using verb to be (am, is, are),(have got) and wh. questions (what, where, who, how).	9/7/4
X	Recognize and use indefinite articles (a, an) using (this and that).	10/7/4
X	Recognize and apply regular plural formation using (these and those).	11/7/4
X	Recognize and apply subjective pronouns correctly (I, You, He, She, It, We, They).	12/7/4
	Recognize prepositions of place (in, on)	13/7/4
	Talk about feelings in simple and short sentences.	14/7/4
X	Identify main colours ( red, blue, green, black, white, yellow. brown)	15/7/4
X	Identify and talk about classroom objects which are assigned in the book.	16/7/4
	Identify and talk about family members and possession using two possessive adjectives: (my, your)	17/7/4
	Identify and talk about food, animals, clothes.	18/7/4
	Talk about likes and dislikes.	19/7/4
	Be willing to listen to short digital and recoded materials.	20/7/4
X	Utter simple words and numbers (cardinal numbers 1-19).	21/7/4
	Read and count numbers in tens (10-100).	22/7/4
X	Read aloud simple words and sentences.	23/7/4
X	Read and match words to photos/drawings.	24/7/4
X	Read and comprehend simple short sentences.	25/7/4
X	Spell some simple sight words correctly.	26/7/4
	Be willing to read simple short illustrated stories.	27/7/4
X	Recognize and apply the directionality in writing English (e.g. left/right, top/bottom).	28/7/4
X	Use lined paper correctly with headline, midline, and baseline.	29/7/4
X	Copy words, numbers and simple short sentences.	30/7/4
X	Write upper/lower case letters correctly.	31/7/4
X	Use appropriate spacing between words and sentences.	32/7/4
	Write guided short answers to written questions.	33/7/4
X	Do controlled writing such as supplying missing letters and words.	34/7/4
X	Recognize and apply the punctuation and capitalization assigned for this grade: (capitalizing the beginning of names, sentences, questions and the use of full stop and question mark).	35/7/4

WORKBOOK  
1

WE CAN!





# Contents

Workbook		
Unit 1	Toys and Things	63
Unit 2	Food	71
Unit 3	Animals	79
Unit 4	Days and Weather	87
Unit 5	Feelings and Things	95



# Unit 1 Toys and Things



## Goal 41 CD2 02 Toys and Things: Talk Time



I can act out the talks about *how many* with a partner.

I listened to CD2 02        days this week.

Name \_\_\_\_\_ Class \_\_\_\_\_

1 Listen, point, and practice. Trace.

How many do you have?

I have one.



I have two.

How many do you have?

2 Trace and write.





# Goal 42 CD2 03 Toys and Things: Talk Time



I can play the Number Guessing Game with a friend.

I listened to CD2 03        days this week.

Name \_\_\_\_\_ Class \_\_\_\_\_

## 1 Listen and practice. Trace.

How many marbles do I have?

Seven!



No! Three!



How many marbles do I have?

Five!

That's right! I have five.



## 2 Trace and write.

.....  
r r .....  
.....





### Goal 43 CD2 04 Toys and Things: Rhythms and Sounds

I can chant the *Robot Bear* chant with actions.

I listened to CD2 04        days this week.

Name \_\_\_\_\_ Class \_\_\_\_\_



**1** Listen, chant, and do. Trace.

Robot bear, robot bear,  
turn around.

Robot bear, robot bear,  
touch the ground.

Robot bear, robot bear, show your shoe.

Robot bear, robot bear, you're out, too.



**2** Trace and write.

.....  
S S .....





# Goal 44 CD2 05 Toys and Things: Rhythms and Sounds

I can tell a friend to do two of the Robot Bear's actions.

I listened to CD2 05  days this week.

Name \_\_\_\_\_ Class \_\_\_\_\_



## 1 Listen, point, and practice. Trace.



Turn around!




Touch the ground!

Show your shoe!



You're out!



## 2 Trace and write.

Tracing lines with the letter 't' and a dotted line for writing practice.





# Goal 45 CD2 06 Toys and Things: Words


I can listen, point, and say the names of five toys.


I listened to CD2 06  days this week.


Name \_\_\_\_\_ Class \_\_\_\_\_





## 1 Listen, point, and practice. Trace.


bicycle 


robot 


puzzle 


footballs 


computer games 

stickers 

coloring book 

toy trucks 

dollhouse 

puppet 

## 2 Trace and write.

.....

u u u

.....



# Goal 46 CD2 07 Toys and Things: Words



I can say the names of some clothes.

I listened to CD2 07        days this week.

Name \_\_\_\_\_ Class \_\_\_\_\_

**1** Listen, point, and practice. Trace.

a shirt, a skirt, a T-shirt,  
trousers, and cell phones



**2** Trace and write.

.....  
.....  
.....





# Goal 47 CD2 08 Toys and Things: Phonics

I can make the sounds of the letters K, L, M, and N and write them.




I listened to CD2 08        days this week.

Name \_\_\_\_\_ Class \_\_\_\_\_



## 1 Listen, point, and practice. Trace.

K says k, k, kiwi.  
 L says l, l, lion.  
 M says m, m, monkey.  
 N says n, n, nest.



## 2 Trace and write.

.....  
 W W W  
 .....





# Goal 48 CD2 09 Toys and Things: Phonics



I can count from 1 to 10.

I listened to CD2 09        days this week.

Name \_\_\_\_\_ Class \_\_\_\_\_

**1** Listen, point, and practice.  
Trace and copy.

A	B	C	D	E	F	G
1	2	3	4	5		
H	I	J	K	L	M	N
6	7	8	9	10		



**2** Trace and write.

.....

X X X

.....



# Unit 2 Food



## Goal 49 CD2 10 Food: Talk Time



I can act out the talks about food with a partner.

I listened to CD2 10        days this week.

Name \_\_\_\_\_ Class \_\_\_\_\_

1 Listen, point, and practice. Trace.

Do you like pizza?



Yes, I like pizza.

Do you like macaroni?

No, I don't like macaroni.



2 Trace and write.

.....  
.....  
.....  
.....





# Goal 50 CD2 11 Food: Talk Time



I can say two foods that I like.

I listened to CD2 11        days this week.

Name \_\_\_\_\_ Class \_\_\_\_\_

## 1 Listen, point, and practice. Trace.

I like pizza and kabsa.

I like macaroni and sandwiches.

## 2 Trace and write.

\_\_\_\_\_

$\frac{1}{2}$  Z Z  $\frac{1}{3}$

\_\_\_\_\_

\_\_\_\_\_





**Goal 51** CD2 12 **Food: Rhythms and Sounds**



I can chant the *Cookie Jar* chant using good rhythm.

I listened to CD2 12        days this week.

Name \_\_\_\_\_ Class \_\_\_\_\_

**1** Listen and chant. Trace.

Who took the cookies  
from the cookie jar?

**Labeeb** took the cookies from the cookie jar.

Who, me?

Yes, you!

Not me!



Then **who** took the **cookies**  
from the **cookie jar**?



**2** Trace and write.

Tracing practice lines for the letters a, b, c, and d.







## Goal 52 CD2 13 Food: Rhythms and Sounds

I can say "Who took the cookies from the cookie jar?" three times really fast.

I listened to CD2 13        days this week.


Name \_\_\_\_\_ Class \_\_\_\_\_



### 1 Listen and practice. Trace.

Who took the cookies from the cookie jar?

Who took the cookies from the cookie jar?  
Who took the cookies from the cookie jar?  
Who took the cookies from the cookie jar?



### 2 Trace and write.

Who took the cookies from the cookie jar?





# Goal 53 CD2 14 Food: Words



I can point to and say five kinds of food.

I listened to CD2 14        days this week.

Name \_\_\_\_\_ Class \_\_\_\_\_

## 1 Listen, point, and practice. Trace.

orange  
pizza  
soup  
kabsa  
apple

salad, rice, apricot, sandwich, carrot

## 2 Trace and write.

Tracing practice lines for the letters: i, j, k, l



# Goal 54 CD2 15 Food: Words

I can count from one to ten and back.

I listened to CD2 15        days this week.

Name \_\_\_\_\_ Class \_\_\_\_\_



## 1 Listen, point, and practice. Trace.

1 2 3 4 5

6 7 8 9 10

10 9 8 7 6

5 4 3 2 1



One, two, three ...

## 2 Trace and write.

.....

.....

.....

.....

.....

.....

.....

.....





# Goal 55 CD2 16 Food: Phonics




I can make the sounds of the letters O, P, Q, and R.

I listened to CD2 16        days this week.

Name \_\_\_\_\_ Class \_\_\_\_\_

## 1 Listen, point, and practice. Trace.

O says o, o, octopus.  
 P says p, p, parrot.  
 Q says q, q, quilt.  
 R says r, r, rabbit.



## 2 Trace and write.

o p q r



# Goal 56 CD2 17 Food: Phonics



I can write the letters A to R.

I listened to CD2 17  days this week.

Name \_\_\_\_\_ Class \_\_\_\_\_

- 1 Listen, point, and practice.  
Trace and copy.

A B C D E F

---



---

G H I J K L

---



---

M N O P Q R

---



---



- 2 Trace and write.

U V W X Y Z

---



---

# Unit 3 Animals



## Goal 57 CD2 18 Animals: Talk Time



I can act out the talks about pets with a partner.

I listened to CD2 18        days this week.

Name \_\_\_\_\_ Class \_\_\_\_\_

### 1 Listen and practice. Trace.

Do you have a pet?

Yes, I do.  
I have a turtle.

Do you have a pet?

Do you have a pet?

No, I don't.

### 2 Trace and write.

Aa

Bb





# Goal 58 CD2 19 Animals: Talk Time




I can count from 11 to 20.

I listened to CD2 19  days this week.

Name \_\_\_\_\_ Class \_\_\_\_\_

## 1 Listen and practice. Trace.

11 12 13 14 15  
16 17 18 19 20



## 2 Trace and write.

Cc Dd





### Goal 59 CD2 20 **Animals: Rhythms and Sounds**

I can chant the *PACO* chant by myself using good rhythm.

I listened to CD2 20        days this week.

Name \_\_\_\_\_ Class \_\_\_\_\_



#### 1 Listen and chant. Trace.

There was a farmer  
who had a horse,  
And Paco was  
his name-oh!



**P-A-C-O, P-A-C-O, P-A-C-O,  
And Paco was his name-oh!**



#### 2 Trace and write.

Tracing lines with the letters 'P' and 'A' on a three-line grid.





# Goal 60 CD2 21 Animals: Rhythms and Sounds



I can count from 11 to 20 and back.

I listened to CD2 21        days this week.

Name \_\_\_\_\_ Class \_\_\_\_\_

## 1 Listen, point, and count. Trace.

11	12	13	14	15
16	17	18	19	20
20	19	18	17	16
15	14	13	12	11

11 horses, 12 horses, 13 horses, 14 ...



## 2 Trace and write.

\_\_\_\_\_

Gg Hh

\_\_\_\_\_

\_\_\_\_\_





# Goal 61 CD2 22 Animals: Words



I can say the names of three animals.

I listened to CD2 22        days this week.

Name \_\_\_\_\_ Class \_\_\_\_\_

## 1 Listen, point, and practice. Trace.

fish, mouse, cat



sheep, chicken, horse

## 2 Trace and write.

Tracing lines for the words 'fish', 'mouse', and 'cat'.



# Goal 62 CD2 23 Animals: Words



I can make the sounds of three animals.

I listened to CD2 23        days this week.

Name \_\_\_\_\_ Class \_\_\_\_\_

## 1 Listen, point, and practice. Trace.

Moo!  
Moo!



Neigh! Neigh!



Tweet!  
Tweet!



Cluck!  
Cluck!

Baa! Baa!



MOOOOO!

## 2 Trace and write.

Handwriting practice lines with dotted letters 'K', 'L', and 'U' for tracing.



# Goal 63 CD2 24 Animals: Phonics




I can make the sounds of the letters S, T, U, and V.

I listened to CD2 24        days this week.

Name \_\_\_\_\_ Class \_\_\_\_\_

## 1 Listen, point, and practice. Trace.

S says s, s, sun.  
 T says t, t, tiger.  
 U says u, u, umbrella.  
 V says v, v, vase.



## 2 Trace and write.

Mm Nn



# Goal 64 CD2 25 Animals: Phonics



I can count from 20 to 30 and back.

I listened to CD2 25  days this week.

Name \_\_\_\_\_ Class \_\_\_\_\_

## 1 Listen, point, and chant. Trace.

20 21 22 23  
 24 25 26 27  
 28 29 30  
 30 29 28 27  
 26 25 24 23  
 22 21 20

20 marbles, 21 marbles,  
22 marbles, 23 ...



## 2 Trace and write.

o o P p



# Unit 4 Days and Weather



## Goal 65 CD2 26 Days and Weather: Talk Time




I can act out the "What day do you like?" talk with a partner.

I listened to CD2 26        days this week.

Name \_\_\_\_\_ Class \_\_\_\_\_

### 1 Listen and practice. Trace.

What day do you like?



### 2 Trace and write.

Q q R r





# Goal 66 CD2 27 Days and Weather: Talk Time



I can say what day of the week I like.

I listened to CD2 27        days this week.

Name \_\_\_\_\_ Class \_\_\_\_\_

## 1 Listen, point, and practice. Trace.

I like Saturday and Sunday.



I like Monday and Tuesday.



## 2 Trace and write.

S S T T





## Goal 67 CD2 28 Days and Weather: Rhythms and Sounds

I can chant the *Days of the Week* chant by myself.

I listened to CD2 28         days this week.

Name \_\_\_\_\_ Class \_\_\_\_\_



### 1 Listen and chant. Trace.

Sunday, Monday,  
Tuesday, Wednesday,  
Thursday,  
Thursday, Friday,  
Saturday,  
Sunday comes again.

### 2 Trace and write.

Handwriting practice lines with a dotted 'u' for tracing.





# Goal 68 CD2 29 Days and Weather: Rhythms and Sounds

I can say the days of the week from Sunday to Saturday with good pronunciation.


I listened to CD2 29        days this week.

Name \_\_\_\_\_ Class \_\_\_\_\_



## 1 Listen, point, and practice. Trace.

Sunday, Monday,  
Tuesday, Wednesday,  
Thursday, Friday,  
Saturday



## 2 Trace and write.

Tracing lines for the word 'Sunday'.





# Goal 69 CD2 30 Days and Weather: Words



I can say three sentences about weather.

I listened to CD2 30        days this week.

Name \_\_\_\_\_ Class \_\_\_\_\_

## 1 Listen, point, and practice. Trace.



It's rainy today.



It's windy today.



It's rainy today.



It's sunny today.

## 2 Trace and write.

Tracing lines with the word 'WV' on a dashed line.



# Goal 70 CD2 31 Days and Weather: Words




I can say what the weather is like today.

I listened to CD2 31  days this week.

Name \_\_\_\_\_ Class \_\_\_\_\_

**1** Listen, practice, and say. Trace.

It's sunny today.



It's sunny and windy today.

Write the weather today.

It's \_\_\_\_\_ today.

**2** Trace and write.

Tracing lines with 'X' marks for practice.



# Goal 71 CD2 32 Days and Weather: Phonics



I can make the sounds of the letters W, X, Y, and Z.

I listened to CD2 32        days this week.

Name \_\_\_\_\_ Class \_\_\_\_\_

## 1 Listen, point, and practice. Trace.

W says w, w, wolf.  
 X says x, x, fox.  
 Y says y, y, yard.  
 Z says z, z, zebra.

## 2 Trace and write.

Tracing lines for the letter Y. The first line shows a dotted 'Y' for tracing. Below it are two sets of blank dashed lines for independent writing practice.



# Goal 72 CD2 33 Days and Weather: Numbers



I can count from 10 to 100 in tens.

I listened to CD2 33  days this week.


Name \_\_\_\_\_ Class \_\_\_\_\_

## 1 Listen, point, and practice. Trace.

10      20      30      40  
50      60      70      80  
90      100



10 eggs, 20 eggs, 30 eggs, 40 ...



## 2 Trace and write.

.....  
.....  
.....



# Unit 5 Feelings and Things



## Goal 73 CD2 34 Feelings and Things: Talk Time

I can ask someone "What's the matter?" and get the answer.

I listened to CD2 34        days this week.

Name \_\_\_\_\_ Class \_\_\_\_\_



### 1 Listen, point, and practice. Trace.

Yes, I am.  
I have a  
new laptop.  
Look!

Are you happy?



What's the matter?



I'm thirsty and my  
friend is hungry.

### 2 Write.

Are you and your friend \_\_\_\_\_?





## Goal 74 CD2 35 Feelings and Things: Talk Time

I can point, ask, and say how someone is feeling.

I listened to CD2 35        days this week.

Name \_\_\_\_\_ Class \_\_\_\_\_



### 1 Listen and circle *T* or *F*.

1. He's not happy. T  F



2. He's hungry. T F



3. He's sleepy. T F

4. She's not angry. T F



5. She's happy. T F



6. She's scared. T F



### 2 Write answers. Use *I*, *we*, *he*, or *she*.

1. Are you and your friend thirsty?  
Yes, we are. OR No, we aren't.

2. Is your friend happy today?  
\_\_\_\_\_

3. Are you angry?  
\_\_\_\_\_

4. Are you and your friend sleepy?  
\_\_\_\_\_



# Goal 75 CD2 36 Feelings and Things: Rhythms and Sounds

I can chant, ask "Are/you/he/she/we/they ...?", and get the answer.

I listened to CD2 36  days this week.

Name \_\_\_\_\_ Class \_\_\_\_\_



## 1 Listen and chant. Trace.



Are you hungry? Are you thirsty?



Are you happy? Are you sad?



What's the matter? What's the matter?



They're all hungry, they're all sad!

Who is angry? Who is scared?



She is angry and she's scared.



Who is sleepy? Who is bored?



He is sleepy and he's bored.



What's the matter?

What's the matter?

We're all happy, we're all well!

## 2 Circle the word and write the sentence. Begin with a CAPITAL letter and end with a full stop (.).

1. these are watches These \_\_\_\_\_

2. the boys are happy \_\_\_\_\_





## Goal 76 CD2 37 Feelings and Things: Rhythms and Sounds

I can listen, read, and answer questions correctly.

I listened to CD2 37        days this week.

Name \_\_\_\_\_ Class \_\_\_\_\_



### 1 Listen and practice. Write.

ten happy parrot big and hungry good



### 2 Write the questions again and answer. Begin with a CAPITAL letter and use a question mark (?).

1. what's your name

What's \_\_\_\_\_

My \_\_\_\_\_

2. how old are you

\_\_\_\_\_

I'm \_\_\_\_\_

3. are you happy or sad

\_\_\_\_\_

\_\_\_\_\_





# Goal 77 CD2 38 Feelings and Things: Words







I can talk and ask about clothes using "These" or "Those".

I listened to CD2 38        days this week.

Name \_\_\_\_\_ Class \_\_\_\_\_



## 1 Listen and practice. Color and write *These* or *Those*.

1.		<u>These</u> skirts are blue.
2.		<u>Those</u> trousers are blue.
3.		_____ T-shirts are white.
4.		_____ glasses are brown.
5.		_____ caps are green.
6.		_____ shoes are red.

## 2 Find and write the words.

cap hat shoes green skirt red glasses white trousers

- |                     |          |          |
|---------------------|----------|----------|
| 1. <u>cap</u> _____ | 2. _____ | 3. _____ |
| 4. _____            | 5. _____ | 6. _____ |
| 7. _____            | 8. _____ | 9. _____ |



## Goal 78 CD2 39 Feelings and Things: Words

I can say where something is using "in" and "on".

I listened to CD2 39        days this week.

Name \_\_\_\_\_ Class \_\_\_\_\_



### 1 Listen and practice. Trace.

#### Kenan's Diary

I'm happy **today!** My friend **Pete** is here for the day! We have many toys and games **to play!**

**We are in** my room. My new laptop is **on** the desk.

**All** our computer games are **on** the desk **too!**

### 2 Write *in* or *on*.



My sock is \_\_\_ the bed. The ring is \_\_\_ the box.

### 3 Answer the questions. Use *in* or *on*.

Where are your books? They're in my bag/on my desk.

Where is your pen? It's \_\_\_\_\_.



Where are your notebooks? \_\_\_\_\_.



# Goal 79 CD2 40 Feelings and Things: Phonics













I can recognize and say b/p, f/v, sh, ch, th, and a/a\_e, i/i\_e, o/o\_e, u/u\_e

I listened to CD2 40        days this week.

Name \_\_\_\_\_ Class \_\_\_\_\_



## 1 Listen and check ✓. Then write.

- 1. b  p  \_\_\_all 
- 2. b  p  \_\_\_uppet 
- 3. v  f  \_\_\_ase 
- 4. v  f  \_\_\_ace 
- 5. sh  ch  \_\_\_ip 
- 6. sh  ch  \_\_\_eese 
- 7.  th   th  \_\_\_is 
- 8.  th   th  \_\_\_ree 

## 2 Say and check ✓ LONG or SHORT sound.

	ship	sheep	sea	sit	speak	week
LONG						
SHORT	✓					



# Goal 80 CD2 41 Feelings and Things: Phonics



I can recognize and match sounds to letters.

I listened to CD2 41        days this week.

Name \_\_\_\_\_ Class \_\_\_\_\_

## 1 Listen and circle the word. Then match.

- |          |      |      |
|----------|------|------|
| 1. pin   | pine | nine |
| 2. van   | vase | save |
| 3. cube  | tub  | tube |
| 4. rice  | ring | nice |
| 5. cut   | cute | cat  |
| 6. tap   | cap  | tape |
| 7. rope  | rice | rose |
| 8. five  | fine | fin  |
| 9. tape  | cake | make |
| 10. rope | tape | top  |



5



## 2 Circle the word and write the sentence. Begin with a CAPITAL letter and end with a full stop (.).



1. jimishappy Jim \_\_\_\_\_

2. helikesmath \_\_\_\_\_

