

تم تحميل وعرض المادة من

# منهجي

mnhaji.com



موقع منهجي منصة تعليمية توفر كل ما يحتاجه المعلم  
والطالب من حلول الكتب الدراسية وشرح للدروس  
بأسلوب مبسط لكافة المراحل التعليمية وتوازيح  
المناهج وتحاضير وملخصات ونماذج اختبارات وأوراق  
عمل جاهزة للطباعة والتحميل بشكل مجاني

اللغة الانجليزية (شفوي)	المادة:	 <b>وزارة التعليم</b> Ministry of Education	المملكة العربية السعودية
الرابع + الخامس الابتدائي	الصف:		وزارة التعليم
1444/07/ هـ	التاريخ:		الادارة العامة للتعليم بالإحساء
نصف ساعة	الزمن:		مدرسة _____ الابتدائية

اختبار نهاية الفصل الدراسي الثاني - الدور الأول للعام الدراسي 1443/1444 هـ

الاستماع 5	التحدث 5	المجموع 10	رقم الكشف /	الفصل	أسم الطالب
------------	----------	------------	-------------	-------	------------


## Listen and choose

1. Watch out!

It's a car.

It's a bus.

It's a taxi.




2. Whose hat is this?

Maybe it's Faisal's

Maybe it's Nawal's

Maybe it's Nourah's




3. They are big!

I know! Elephants.

I know! Hippos.

I know! rhinoceros.




4. Look! It's a \_\_\_\_\_.

It's beautiful

hat.

bag.

flower.




5. Where's the train station?

Walk straight and \_\_\_\_\_

turn right.

turn left.

turn around.



Audio: <https://youtube.com/watch?v=x5JjwNXb0WE&si=EnSIkaIECMiOmarE>



اللغة الانجليزية (شفوي)	المادة:	 <b>وزارة التعليم</b> Ministry of Education	المملكة العربية السعودية
الرابع + الخامس الابتدائي	الصف:		وزارة التعليم
1444/07/ هـ	التاريخ:		الادارة العامة للتعليم بالإحساء
نصف ساعة	الزمن:		مدرسة _____ الابتدائية

اختبار نهاية الفصل الدراسي الثاني - الدور الأول للعام الدراسي 1444/1443 هـ

التوقيع	أسم المراجع	التوقيع	أسم المصحح
	المجموع 10	التحدث 5	الاستماع 5
رقم الكشف	/	الفصل	أسم الطالب

## Listen and circle the right answer:

1. Watch out!

It's a **car - bus - taxi** .

2. Whose hat is that?

Maybe it's **Faisal's - Nawal's - Noura's** .

3. They are big.

I know! **hippos - elephants - rhinoceros** .

4. Look !

It's a **hat - flower - monster** !

5. Where's the train station?

Walk straight and turn **left - right - around** .

6. What is it?

It's a **mouse - parrot - rabbit** .

7. Can you make this word?

**cat - car - cap** .

## Write or :

8. The girl doesn't have apples. ( )

9. Baby monkey are weak. ( )

10. Jake is helping his sister. ( )

## Audio Script:

We Can 2 Listening	Resources
1. <i>Boy</i> : Watch out! It's a bus. <i>Girl</i> : Watch out! It's a bus.	Unit 7 - Page 56 Words in Action Audio CD2 trick 20
2. <i>Girl 1</i> : Whose hat is that? <i>Girl 2</i> : Maybe it's Noura's. <i>Girl 1</i> : Let's ask her	Unit 5 - Page 43 Fun Time Audio CD1 trick 56
3. <i>Teacher</i> : They are big. They have trunks. <i>Boy</i> : I know! Elephants. <i>Teacher</i> : That's right!	Unit 6 – Page 49 Fun Time Audio CD2 trick 08
4. <i>Boy 1</i> : Look! It's a flower! <i>Boy 2</i> : It's beautiful.	Unit 4 – Page 148 Talk Time Audio CD5 trick 27
5. <i>Boy 1</i> : Excuse me. Where's the train station? <i>Boy2</i> : Walk straight and turn left.	Unit 7 – Page 52 Talk Time Audio CD2 trick 14
6. <i>Girl 1</i> : It's small. It's green and blue. <i>Girl2</i> : What is it? <i>All</i> : It's a parrot! <i>Girl 1</i> : Yes, It's a parrot.	Unit 4 – Page 33 Fun Time Audio CD1 trick 44
7. <i>Teacher</i> : Can you make this word? Cat. Cat. <i>Girl 1</i> : /c/ , /c/ <i>Girl 2</i> : /a/ , /a/ <i>Girl 3</i> : /t/ , /t/ <i>All</i> : CAT! <i>Teacher</i> : Good job <i>Girls</i> : We got it!	Unit 4 – Page 35 Fun Time Audio CD1 trick 47
8. <i>Girl 1</i> : Do you have apples? <i>Girl 2</i> : No, I don't. <i>Teacher</i> : She doesn't have apples.	Unit 5– Page 42 Phonics Audio CD1 trick 55
9. <i>Labeeb</i> : Look! It's a baby monkey. <i>Labeeba</i> : Monkeys are cute.	Unit 6– Page 44 Talk Time Audio CD2 trick 02
10. <i>Boy 1</i> : Hello, Hashim. <i>Boy2</i> : Good morning Ali. Where's Jake? <i>Boyl</i> : He can't come. He's helping his brother.	Unit 5 – Page 36 Talk Time Audio CD1 trick48



رابع + خامس أستماع

Audio: <https://youtube.com/watch?v=x5JjwNXb0WE&si=EnSIkaIECMiOmarE>



بِسْمِ اللَّهِ الرَّحْمَنِ الرَّحِيمِ

## Listening Test

Listen then choose the word correctly

..... / الصف

..... / اسم الطالب

1- What time is the first booking?

a. 7.30

b. 8.30

c. 9.00

2- How do you spell the person's name?

a. Jamei

b. Jamie

c. Janie

3- She is going to go to a ..... ?

a. restaurant

b. bookstorec.

school

4- How many people are there ?

a. Five

b. four

c. seven

5- When is the table booked for?

a. Tonight

b. Tomorrow morning

c. Tomorrow night

\*\*\*\*\*



## نص الاستماع

**Staff:** Hello, Gino's.

**Jamie:** Hi. Can I book a table for tomorrow night, please?

**Staff:** How many people is it for?

**Jamie:** Four.

**Staff:** And what time would you like?

**Jamie:** About eight, eight thirty maybe?

**Staff:** Let's see ... We're pretty busy tomorrow, so I can do half past seven or nine.

**Jamie:** Oh. OK, then. Half seven, please.

**Staff:** What name is it?

**Jamie:** Jamie.

**Staff:** J-A- ...?

**Jamie:** M-I-E

**Staff:** OK, so that's a table for four at half past seven tomorrow evening.

**Jamie:** Great. Thanks! Bye.

**Staff:** Bye.