

تم تحميل وعرض المادة من

# منهجي

mnhaji.com



موقع منهجي منصة تعليمية توفر كل ما يحتاجه المعلم  
والطالب من حلول الكتب الدراسية وشرح للدروس  
بأسلوب مبسط لكافة المراحل التعليمية وتوازيع  
المناهج وتحاضير وملخصات ونماذج اختبارات وأوراق  
عمل جاهزة للطباعة والتحميل بشكل مجاني



وزارة التعليم  
Ministry of Education  
2022 - 1444

Term 2

STUDENT'S BOOK  
1

**WE CAN!**

Yoko Matsuka and Glenn McDougall

Mc  
Graw  
Hill



وزارة التعليم  
Ministry of Education  
2022 - 1444

## We Can! Student's Book 1

We Can! Copyright © 2009 by McGraw-Hill Education

Adaptation Copyright © 2023 by McGraw-Hill Education (UK) Limited

Published by arrangement with McGraw Hill LLC

ALL RIGHTS RESERVED. NO PART OF THIS BOOK MAY BE REPRODUCED OR TRANSMITTED IN ANY FORM OR BY ANY MEANS, ELECTRONIC OR MECHANICAL, INCLUDING PHOTOCOPYING, RECORDING OR BY INFORMATION STORAGE AND RETRIEVAL SYSTEMS, WITHOUT PERMISSION IN WRITING FROM MCGRAW HILL.

ISBN: 9781398928077

### Series consultant: Mayumi Tabuchi

**Project manager:** Judy MacDonald, **Development editor:** Steve Longworth, **Editor:** Anne Tseng, **Production manager:** Alfonso Reyes **Designer:** Kate Vandestadt, Vandestadt Design, **Design supervision:** Peter Shaw

© 2023. Exclusive rights by McGraw-Hill Education (UK) Limited for manufacture and export. This book cannot be re-exported from the country to which it is sold by McGraw-Hill Education (UK) Limited.

## Photo Credits

**Photo Credits SB:** iii (t)©Tatweer Co. for Educational Services; **4** (c)©Aliaksey Dobrolinski/Shutterstock; **8** (tl)©Nosyrevy/Shutterstock, (tc)©Svetlana Foote/Alamy, (tr)©Food Travel Stockforlife/Shutterstock, (bl)©Eye Candy Images/Alamy Stock Photo, (br)©Dejan Milinkovic/Shutterstock; **11** (cl)©ZanyZeus/Shutterstock, (c)©Tim UR/Shutterstock, (cr)©Maksym Narodenko/Atoss/123RF, (bl)©Funny Solution Studio/Shutterstock, (bc)©MikeBraun/Shutterstock, (br)©photo one/Shutterstock; **19** (tr)©TeddyandMia/Shutterstock; **24** (tl)©A. Astes/Alamy, (tr)©Eric Isselee/Shutterstock, (cl)©ehtesham/Shutterstock, (cr)©Tom Grundy/Alamy Stock Photo; **27** (tl)©PIXbank CZ/Shutterstock, (tr)©Maffi/Shutterstock, (cl)©DUSAN ZIDAR/Shutterstock, (cr)©Iconotec/Glow Images, (bl)©McGraw Hill Education, (br)©MaraZe/Shutterstock; **30** (1)©Danny Smythe/Alamy Stock Photo, (2)©Maffi/Shutterstock, (3)©DUSAN ZIDAR/Shutterstock, (4)©MaraZe/Shutterstock, (5)©SOMMAI/Shutterstock, (6)©Yellow Cat/Shutterstock, (7)©Sergey Peterman/Shutterstock, (8)©Maks Narodenko/Shutterstock, (9)©McGraw Hill Education, (10)©Danny Smythe/Alamy Stock Photo, (11)©Maffi/Shutterstock, (12)©DUSAN ZIDAR/Shutterstock, (13)©MaraZe/Shutterstock, (14)©Sergey Peterman/Shutterstock, (15)©Maks Narodenko/Shutterstock; **31** (1)©SOMMAI/Shutterstock, (2)©Danny Smythe/Alamy Stock Photo, (3)©Maffi/Shutterstock, (4)©Sergey Peterman/Shutterstock, (5)©Africa Studio/Shutterstock, (6)©bergamont/Shutterstock, (7)©ajt/Shutterstock, (8)©Spalnic/Shutterstock, (9)©wk1003mike/Shutterstock, (10)©Morinka/Shutterstock; **32** (tl)©QiuJu Song/Shutterstock, (tr)©Eric Isselee/Shutterstock, (cl)©Hurst Photo/Shutterstock, (cr)©Jose Manuel Gelpi Diaz/Alamy Stock Photo; **39** (1)©lynx/iconotec/Glowimages, (2)©FoodCollection, (4)©Veranika \_Alferava/Shutterstock, (6)©Koya979/Shutterstock; **40** (2)©ZanyZeus/Shutterstock, (11)©TeddyandMia/Shutterstock; **41** (6)©Maffi/Shutterstock.

**WB:** **51** (c)©Veranika \_Alferava/Shutterstock; **70** (l-r)©Artem Avetisyan/Shutterstock, (2)©wk1003mike/Shutterstock, (3)©Maffi/Shutterstock, (4)©elenovsky/Shutterstock, (5)©Es sarawuth/Shutterstock, (6)©Es sarawuth/Shutterstock; **74** (cl)©Maffi/Shutterstock, (cr)©McGraw Hill Education, (bc)©PIXbank CZ/Shutterstock, (br)©Sergey Peterman/Shutterstock; **75** (br)©Nattika/Shutterstock; **77** (1)©SOMMAI/Shutterstock, (2)©Maffi/Shutterstock, (3)©MaraZe/Shutterstock, (4)©McGraw Hill Education, (5)©Danny Smythe/Alamy Stock Photo, (6)©Maks Narodenko/Shutterstock, (7)©Yellow Cat/Shutterstock, (8)©Sergey Peterman/Shutterstock, (9)©Valentina Razumova/Shutterstock, (10)©DUSAN ZIDAR/Shutterstock; **78** (br)©Anastasiia Malinich/Shutterstock.



www.mheducation.com




# Contents



## Student's Book

|                           |                                      |           |
|---------------------------|--------------------------------------|-----------|
| <b>Unit 1</b>             | <b>How Old Are You?</b>              | <b>2</b>  |
| <b>Unit 2</b>             | <b>What's This?<br/>What's That?</b> | <b>10</b> |
| <b>Unit 3</b>             | <b>Toys and Things</b>               | <b>18</b> |
| <b>Unit 4</b>             | <b>Food</b>                          | <b>26</b> |
| <b>Phonics Practice</b>   |                                      | <b>34</b> |
| <b>Word List</b>          |                                      | <b>38</b> |
| <b>Picture Dictionary</b> |                                      | <b>39</b> |
| <b>Audio Track Lists</b>  |                                      | <b>43</b> |
| <b>Objectives</b>         |                                      | <b>46</b> |
| <b>Workbook</b>           |                                      | <b>47</b> |





| Unit and Topic              | Talk Time  | Rhythms and Sounds  |
|-----------------------------|--|---|
| 1 How Old Are You?          | How old are you?<br>I'm (nine) years old.  | Chant: <i>Ten Little Camels</i><br>Numbers 1–10   |
| 2 What's this? What's that? | What's this? It's a (pencil).<br>What's that? It's a (notebook)<br>This is an apple.<br>That's a book. | Chant: <i>How old are they?</i> I am/ You are/<br>He/She is/ We are/<br>They are (ten).           |
| 3 Toys and Things           | How many do you have?<br>I have (one).<br>How many do I have?<br>That's right.                         | Chant: <i>Robot Bear</i><br>Turn around. Touch<br>the ground. Show your<br>shoe. You're out, too. |
| 4 Food                      | Do you like (pizza)?<br>Yes, I like (pizza).<br>No, I don't like (macaroni).                           | Chant: <i>Cookie Jar</i>  |



| Words   | Phonics  | Phonics Practice   |
|---|--|--|
| What's this shape?<br>square, triangle, rectangle,<br>circle, diamond, star   | Sounds: F, G, H, I, J<br>fish, goat, hat, ink, jet<br>Write: F to J                  |  |
| What color is it? Is it<br>purple?<br>What color are they? Are<br>they green?<br>Revision (colors): red,<br>green, purple, pink, blue,<br>black, white, yellow, white,<br>yellow                        | Sounds: Revision A-J<br>apple, bear, cow, duck,<br>egg, fish, goat,<br>hat, ink, jet |  |
| robot, bicycle, computer<br>game, dollhouse, stickers,<br>puzzle, coloring book,<br>puppet, toy truck, football,<br>cell phone, T-shirt, shirt,<br>shoes, skirt, trousers<br>Numbers 1 to 10 (revision) | Sounds: K, L, M, N<br>Writing<br>kiwi, lion, monkey, nest                            | Listening, Tracing, and<br>Writing<br>Worksheet 1: a b c d e<br>Worksheet 2: f g h i j |
| pizza, macaroni, salad,<br>sandwich, chicken, fish,<br>soup, kabsa, rice, onion,<br>apple, orange, banana,<br>apricot, carrots, cherries,<br>cookie/ies, potatoes                                       | Sounds: O, P, Q, R<br>Writing<br>octopus, parrot, quilt, rabbit                      | Worksheet 3: k l m n o<br>Worksheet 4: p q r s t                                       |



# Unit 1 How Old Are You?

## Talk Time

1 Listen and say.



2 Practice the talks in pairs.



3 Act out the talks in pairs.

# Fun Time!

**Grammar Toolbox**  
it's = it is

## 4 How Old Are You?

Quickly ask three people.



### I Can ...

- say my age.
- ask someone "How old are you?" and get the answer.





# Rhythms and Sounds



**1** Listen and chant.



## Ten Little Camels

One little, two little, three little camels.

Four little, five little, six little camels.

Seven little, eight little, nine little camels.

Ten little camels here.



**2** Listen and say.



1, 1, 1

6, 6, 6

2, 2, 2

7, 7, 7

3, 3, 3

8, 8, 8

4, 4, 4

9, 9, 9

5, 5, 5

10, 10, 10



# Fun Time!

## 3 Clap and Guess the Number How many times did your teacher clap?

CD1 06



### I Can ...

- chant the *Ten Little Camels* chant.
- play the Clap and Guess the Number Game.





# وزارة التعليم

Ministry of Education


2022-1444

## 1 Listen and point.


رابطا المدرس الرقمي




www.ien.edu.sa




1. square



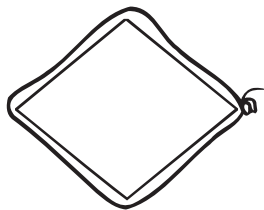
2. triangle



3. rectangle



4. circle



5. diamond



6. star



## 2 Listen and color.


## 3 Point at two shapes in the classroom.



# Fun Time!

## 4 Finger Shapes

Say the name of the shape your partner makes.



### I Can ...

- say the names of three shapes.
- find three shapes outside of home.



GOAL 29



GOAL 30

## Advice Time

Do your homework.





## 1 Listen and say.



**FISH**



**GOAT**



**HAT**



**INK**



**JET**

## 2 Trace and copy.







3 Listen and write. **F** **G** **H** **I** **J**

1. \_\_\_\_\_ **ISH** 

2. \_\_\_\_\_ **OAT** 

3. \_\_\_\_\_ **AT** 

4. \_\_\_\_\_ **NK** 

5. \_\_\_\_\_ **ET** 

# Fun Time!

4 Big Air Writing  
Listen and write in the air!



## I Can ...

- make the sounds of the letters F, G, H, I, and J.
- write the letters A to J at home.





# Unit 2 What's This? What's That?



## Talk Time

1 Listen and say.



2 Practice the talks in pairs.

3 Act out the talks in pairs.



# Fun Time!

**4** This is ... That's a/an  
Trace. Then point and say.



**5** Now point to things in your classroom and ask as many people as you can.

**Grammar Toolbox**

This is **an** apple.

That's **a** book.



## I Can ...

- ask someone “What’s this?”, “What’s that?” and get the answer.
- point and say “This is an apple” and “That’s a book.”





**1** Listen and chant.



**How old are they?**

**How old are you?**

**How old are you?**

**I am ten, I am ten.**

**How old is Abdullah?**

**How old is Abdullah?**

**He is ten. He is ten.**

**How old is she? How old is she?**

**Who is she? Who is she?**

**How old is Amina?**

**How old is Amina?**

**She is ten. She is ten.**

**How old are you?**

**How old are you?**

**We are ten. We are ten.**

**We are, they are.**

**We are, they are.**



**2** Change the names and chant.



# Fun Time!

How old are you?

We're ten.

**3** Ask and answer.  
Guess and circle the age.



8

9

10



8

9

10

Noura




8

9

10

Rana and Amina



8

9

10

Joe



8

9

10

Pete



8

9

10

Sabah



**4** Listen and check.



## I Can ...

- ask "How old is he/ she?" and get the answer.
- ask "How old are we/ you/ they?" and get the answer.







## 1 Chant and point.



### What color is it? What color is it?

 Is it purple? Is it pink? 

 Is it red? Is it green? 


**It's not purple. It's not pink.**

**It's not red. It's not green.**


 It's black and white. 

It's a cow. Is that right?

**Yes, it is. You're right!**



### What color are they? What color are they?

 Are they yellow? Are they blue? 


 Are they orange? Are they white? 

**They're yellow and orange**

**and blue and white...**

They're parrots! Am I right?

**Yes, you are. You're right!**





# Fun Time!

2 Change the words and chant.



What color is it? What color is it?




...





What color are they? What color are they?

Are they red? Are they green?

Are they yellow? Are they brown?



...



3 Ask and answer. Guess.



## I Can ...

- ask “What color is it?”, “Is it red?” and get the answer.
- ask “What color are they?”, “Are they black?” and get the answer.





## 1 Listen and say.



1. \_\_\_ ISH



2. \_\_\_ NK



3. \_\_\_ OW



4. \_\_\_ AT



5. \_\_\_ OAT



6. \_\_\_ PPLE




7. \_\_\_ ET



8. \_\_\_ EAR



9. \_\_\_ UCK



10. \_\_\_ GG



## Advice Time

Keep your school things tidy.



# Fun Time!

**2** Find and count the letters.

A =   4      B =          C =          D =          E =        
 F =          G =          H =          I =          J =      



## I Can ...

- make the sounds of the letters A, B, C, D, E, F, G, H, I, and J.
- write the letters A to J.





# Unit 3 Toys and Things

## Talk Time

1 Listen and say.




2 Practice the talks in pairs.

3 Act out the talks in pairs.





# Fun Time!



## 4 Number Guessing Game

How many marbles do I have?



How many marbles do I have?



Two!

Seven!

Five!

That's right! I have five.



### I Can ...

- act out the talks about *how many* with a partner.
- play the Number Guessing Game with a friend.







# Rhythms and Sounds



**1** Chant and do.



## Robot Bear

Robot bear, robot bear, turn around.

Robot bear, robot bear, touch the ground.

Robot bear, robot bear, show your shoe.

Robot bear, robot bear, you're out, too.



**2** Listen, point, and pronounce.



20

# Fun Time!

## 3 Pass the Robot Bear Game

Chant and play.



### I Can ...

- chant the *Robot Bear* chant with actions.
- tell a friend to do two of the Robot Bear's actions.



## Advice Time

Keep your room clean.







**1 Listen and point.**



**2 Listen and say.**

**3 Listen and find.**



# Fun Time!

## Grammar Toolbox


one robot → two robots,  
three robots, four robots ...

### 4 One Robot, Two Robots ...

Chant and put your hand on top.



One robot, two robots,  
three robots, four.



Five robots, six robots,  
seven robots, more!

## I Can ...

- listen, point, and say the names of five toys.
- say the names of some clothes.





# Phonics

وزارة التعليم  
Ministry of Education  
2022 - 1444

رابط الدرس الرقمي



www.ien.edu.sa

## 1 Listen and say.



**K I W I**



**L I O N**



**M O N K E Y**



**N E S T**

## 2 Trace and copy.







**K L M N**

1. **IWI** 





2. **ION** 

3. **ONKEY** 

4. **EST** 

# Fun Time!

**4** Listen, count, and chant.



## I Can ...

- make the sounds of the letters K, L, M, and N and write them.
- count from 1 to 10.





# Unit 4 Food




## Talk Time

1 Listen and say.



2 Practice the talks in pairs.

3 Act out the talks in pairs.



# Fun Time!

**Grammar Toolbox**  
don't = do not

**4** Listen. Shout **I like!** 😊 or **I don't like!** ☹️

CD2 15



I like macaroni.



I like pizza.



I like salad.



I like onions.



I like kabsa.



I like soup.



## I Can ...

- act out the talks about food with a partner.
- say two foods that I like.

GOAL 49

GOAL 50





**1** Listen and chant.



## Cookie Jar Chant

Who took the **cookies** from the **cookie jar**?

**Labeeb** took the **cookies**

from the **cookie jar**.

Who, **me**?

Yes, **you**!

Not **me**!

Then **who** took the **cookies**

from the **cookie jar**?



**2** Listen again and clap the rhythm.



# Fun Time!

## 3 Cookie Jar Game

Clap and chant.



Number two took the cookies from the cookie jar.



Who, me?



### I Can ...

- chant the *Cookie Jar* chant using good rhythm.
- say “Who took the cookies from the cookie jar?” three times really fast.



## Advice Time

Eat with your right hand.







**1 Listen, point, and say.**



1. apple



2. pizza



3. salad



4. soup



5. orange



6. rice



7. sandwich



8. apricot



9. kabsa

**2 Listen and practice.**



# Fun Time!

## 3 Number Race



Count fast from 1 to 10 and back.



### Grammar Toolbox



**Countable**  
sandwiches  
apples

**Uncountable**  
soup  
rice




1



2



3



4



5



6




7



8



9



10



### I Can ...

- point to and say five kinds of food.
- count from one to ten and back.





## 1 Listen and say.



**OCTOPUS**



**PARROT**



**QUILT**





**RABBIT**

## 2 Trace and copy.




O P Q R

1. \_\_\_\_\_ C TOPUS  2. \_\_\_\_\_ ARROT 

3. \_\_\_\_\_ UILT  4. \_\_\_\_\_ ABBIT 

# Fun Time!

4 Draw, count, and write.



\_\_\_\_\_ CT \_\_\_\_\_ US



## I Can ...

- make the sounds of the letters O, P, Q, and R.
- write the letters A to R.



وزارة التعليم  
Ministry of Education  
2022 - 1444

# Listening, Tracing, and Writing

## Worksheet 1: a b c d e

cb3 02 **1** Listen, trace the first letter, and write it on the line.

1. **a** b c d e

\_\_\_\_\_

\_\_\_\_\_

\_\_\_\_\_

**a**

\_\_\_\_\_

2. a b c d e

\_\_\_\_\_

\_\_\_\_\_

\_\_\_\_\_

3. a b c d e

\_\_\_\_\_

\_\_\_\_\_

\_\_\_\_\_

4. a b c d e

\_\_\_\_\_

\_\_\_\_\_

\_\_\_\_\_

5. a b c d e

\_\_\_\_\_

\_\_\_\_\_

\_\_\_\_\_

6. a b c d e

\_\_\_\_\_

\_\_\_\_\_

\_\_\_\_\_

CD3 03 **2** Listen and write the first letter.

1. \_\_\_\_\_

\_\_\_\_\_

\_\_\_\_\_

2. \_\_\_\_\_

\_\_\_\_\_

\_\_\_\_\_

3. \_\_\_\_\_

\_\_\_\_\_

\_\_\_\_\_

4. \_\_\_\_\_

\_\_\_\_\_

\_\_\_\_\_

5. \_\_\_\_\_

\_\_\_\_\_

\_\_\_\_\_

6. \_\_\_\_\_

\_\_\_\_\_

\_\_\_\_\_

apple



34

bear



cow



duck



egg





# Worksheet 2: f g h i j

وزارة التعليم  
Ministry of Education  
2022 - 1444  
CD3 04

1 Listen, trace the first letter, and write it on the line.

1. f g h i j

-----  
-----  
\_\_\_\_\_

2. f g h i j

-----  
-----  
\_\_\_\_\_

3. f g h i j

-----  
-----  
\_\_\_\_\_

4. f g h i j

-----  
-----  
\_\_\_\_\_

5. f g h i j

-----  
-----  
\_\_\_\_\_

6. f g h i j

-----  
-----  
\_\_\_\_\_



2 Listen and write the first letter.

1. -----  
-----  
-----

2. -----  
-----  
-----

3. -----  
-----  
-----

4. -----  
-----  
-----

5. -----  
-----  
-----

6. -----  
-----  
-----





# Worksheet 3: k l m n o

وزارة التعليم  
Ministry of Education  
2022 - 1444  
CD3 06

1 Listen, trace the first letter, and write it on the line.

1. k l m n o

-----  
-----  
-----

2. k l m n o

-----  
-----  
-----

3. k l m n o

-----  
-----  
-----

4. k l m n o

-----  
-----  
-----

5. k l m n o

-----  
-----  
-----

6. k l m n o

-----  
-----  
-----

CD3 07 2 Listen and write the first letter.

1. -----  
-----  
-----

2. -----  
-----  
-----

3. -----  
-----  
-----

4. -----  
-----  
-----

5. -----  
-----  
-----


6. -----  
-----  
-----

kiwi



36

lion



monkey



nest



octopus





# Worksheet 4: p q r s t

وزارة التعليم  
Ministry of Education  
2022 - 1444  
CD3 08

1 Listen, trace the first letter, and write it on the line.

1. p q r s t  
\_\_\_\_\_  
\_\_\_\_\_  
\_\_\_\_\_

2. p q r s t  
\_\_\_\_\_  
\_\_\_\_\_  
\_\_\_\_\_

3. p q r s t  
\_\_\_\_\_  
\_\_\_\_\_  
\_\_\_\_\_

4. p q r s t  
\_\_\_\_\_  
\_\_\_\_\_  
\_\_\_\_\_

5. p q r s t  
\_\_\_\_\_  
\_\_\_\_\_  
\_\_\_\_\_

6. p q r s t  
\_\_\_\_\_  
\_\_\_\_\_  
\_\_\_\_\_

2 Listen and write the first letter.

1. \_\_\_\_\_  
\_\_\_\_\_  
\_\_\_\_\_  
\_\_\_\_\_

2. \_\_\_\_\_  
\_\_\_\_\_  
\_\_\_\_\_  
\_\_\_\_\_

3. \_\_\_\_\_  
\_\_\_\_\_  
\_\_\_\_\_  
\_\_\_\_\_

4. \_\_\_\_\_  
\_\_\_\_\_  
\_\_\_\_\_  
\_\_\_\_\_

5. \_\_\_\_\_  
\_\_\_\_\_  
\_\_\_\_\_  
\_\_\_\_\_

6. \_\_\_\_\_  
\_\_\_\_\_  
\_\_\_\_\_  
\_\_\_\_\_

pen



quilt



rabbit



sun



tiger





# Word List

|                         |                      |                      |                      |                      |           |
|-------------------------|----------------------|----------------------|----------------------|----------------------|-----------|
| <b>Apple</b>            | p 11, 16, 30, 31, 34 | <b>Monkey</b>        | p 24, 25, 36         | <b>Three</b>         | p 3, 4, 7 |
| <b>Bear</b>             | p 16, 20, 21, 34     | <b>More</b>          | p 23                 | <b>Triangle</b>      | p 6, 7    |
| <b>Black</b>            | p 14, 15             | <b>Nine</b>          | p 2, 4               | <b>Took</b>          | p 28, 29  |
| <b>Blue</b>             | p 14                 | <b>Notebook</b>      | p 10                 | <b>Touch</b>         | p 20      |
| <b>Brown</b>            | p 15                 | <b>Onions</b>        | p 27                 | <b>Toy truck</b>     | p 22      |
| <b>Camels</b>           | p 4, 5               | <b>Orange</b>        | p 14, 15, 30         | <b>Toys</b>          | p 18, 23  |
| <b>Circle</b>           | p 6                  | <b>Out</b>           | p 20, 21             | <b>T-shirt</b>       | p 22      |
| <b>Clap</b>             | p 5, 28, 29          | <b>Parrots</b>       | p 14, 32, 33         | <b>Turn around</b>   | p 20      |
| <b>Color</b>            | p 15                 | <b>Pen</b>           | p 11, 37             | <b>Two</b>           | p 4, 6    |
| <b>Cookies</b>          | p 28, 31             | <b>Pencil,</b>       | p 11                 | <b>White</b>         | p 14, 15  |
| <b>Cookie Jar</b>       | p 28                 | <b>Pink</b>          | p 14, 15             | <b>Who me?</b>       | p 28      |
| <b>Cow</b>              | p 14, 16, 34         | <b>Pizza</b>         | p 27                 | <b>Yellow</b>        | p 14, 15  |
| <b>Diamond</b>          | p 6                  | <b>Play</b>          | p 19                 | <b>You're out!</b>   | p 21      |
| <b>Dollhouse</b>        | p 22                 | <b>Potatoes</b>      | p 31                 | <b>You're right.</b> | p 14      |
| <b>Duck</b>             | p 16, 34             | <b>Puppet</b>        | p 22                 |                      |           |
| <b>Egg</b>              | p 16, 34             | <b>Purple</b>        | p 14                 |                      |           |
| <b>Eight</b>            | p 4                  | <b>Puzzle</b>        | p 22                 |                      |           |
| <b>Eraser</b>           | p 11, 15             | <b>Rectangle</b>     | p 6                  |                      |           |
| <b>Finger</b>           | p 7                  | <b>Red</b>           | p 14, 15             |                      |           |
| <b>Fish</b>             | p 8, 16, 35          | <b>Rice</b>          | p 30, 31             |                      |           |
| <b>Five</b>             | p 4, 5               | <b>Robot</b>         | p 22, 23             |                      |           |
| <b>Food</b>             | p 26, 27, 31         | <b>Salad</b>         | p 27, 30             |                      |           |
| <b>Football</b>         | p 22                 | <b>Sandwich</b>      | p 30, 31             |                      |           |
| <b>Four</b>             | p 4                  | <b>Seven</b>         | p 4, 19              |                      |           |
| <b>Goat</b>             | p 8, 16, 35          | <b>Shape</b>         | p 6, 7               |                      |           |
| <b>Green</b>            | p 14, 15             | <b>Shirt</b>         | p 22                 |                      |           |
| <b>Hat</b>              | p 8, 16, 35          | <b>Shoe</b>          | p 20                 |                      |           |
| <b>How old are you?</b> | p 3, 12, 13          | <b>Show</b>          | p 20                 |                      |           |
| <b>I know!</b>          | p 5                  | <b>Six</b>           | p 4                  |                      |           |
| <b>Ink</b>              | p 8, 16, 35          | <b>Skirt</b>         | p 22                 |                      |           |
| <b>Jet</b>              | p 8, 16, 35          | <b>Soup</b>          | p 27, 30             |                      |           |
| <b>Kabsa</b>            | p 27, 30             | <b>Square</b>        | p 6                  |                      |           |
| <b>Kiwi</b>             | p 24, 25, 36         | <b>Star</b>          | p 6                  |                      |           |
| <b>Lion</b>             | p 24, 25, 36         | <b>Stickers</b>      | p 22                 |                      |           |
| <b>Little</b>           | p 4, 5               | <b>Ten</b>           | p 2, 3, 4, 5, 12, 13 |                      |           |
| <b>Macaroni</b>         | p 26, 27             | <b>That's right.</b> | p 7, 19              |                      |           |
| <b>Marbles</b>          | p 19                 | <b>Things</b>        | p 11                 |                      |           |



# Picture Dictionary

وزارة التعليم  
Ministry of Education  
2022 - 1444



apricot p30



banana p31



bicycle p22




camels p4




carrot p31



cell phone p22



cherries p31



circle p6




computer game  
p22




cookies p28



cookie jar p28




diamond p6



dollhouse p22



eraser p11



fish p8



goat p8




hat p8




ink p8



jet p8



kiwi p24



lion p24



macaroni p26




marbles p19



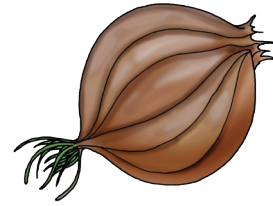
nest p24




notebook p10



octopus p32



onion p27




orange p30



parrot p32




pizza p27



potatoes p31




puppet p22



puzzle p22



quilt p32




rabbit p32



rectangle p6




rice p30



robot p22



salad p27



sandwich p30



shirt p22



skirt p22



soup p27




square p6



stickers p22



star p6



triangle p6



toy truck p22



وزارة التعليم  
Ministry of Education  
2022 - 1444

## CD 1 Audio Track List

| Track | Unit | Student Book Section                  |
|-------|------|---------------------------------------|
| 02    | 1    | Exercise 1. Listen and say            |
| 03    | 1    | Exercise 4. How Old Are You?          |
| 04    | 1    | Exercise 1. Listen and chant          |
| 05    | 1    | Exercise 2. Listen and say            |
| 06    | 1    | Exercise 3. Clap and Guess the Number |
| 07    | 1    | Exercise 1. Listen and point          |
| 08    | 1    | Exercise 2. Listen and color          |
| 09    | 1    | Exercise 4. Finger Shapes             |
| 10    | 1    | Exercise 1. Listen and say            |
| 11    | 1    | Exercise 3. Listen and write          |
| 12    | 1    | Exercise 4. Big Air Writing           |
| 13    | 2    | Exercise 1 Listen and say             |
| 14    | 2    | Exercise 4 Point and say              |
| 15    | 2    | Exercise 1 Listen and chant           |
| 16    | 2    | Exercise 2 Change the names and chant |
| 17    | 2    | Exercise 3 Ask and answer             |
| 18    | 2    | Exercise 4 Listen and check           |
| 19    | 2    | Exercise 1 Chant and point            |
| 20    | 2    | Exercise 2 Change the words and chant |
| 21    | 2    | Exercise 1 Listen and say             |





### CD 2 Audio Track List

| Track | Unit | Student Book Section                     |
|-------|------|--|
| 2     | 3    | Exercise 1. Listen and say               |
| 3     | 3    | Exercise 4. Number Guessing Game         |
| 4     | 3    | Exercise 1. Chant and do                 |
| 5     | 3    | Exercise 2. Listen, point, and pronounce |
| 6     | 3    | Exercise 3. Pass The Robot Bear Game     |
| 7     | 3    | Exercise 1. Listen and point             |
| 8     | 3    | Exercise 2. Listen and say               |
| 9     | 3    | Exercise 3. Listen and find              |
| 10    | 3    | Exercise 4. One Robot, Two Robots...     |
| 11    | 3    | Exercise 1. Listen and say               |
| 12    | 3    | Exercise 3. Listen and write             |
| 13    | 3    | Exercise 4. Listen, count, and chant     |
| 14    | 4    | Exercise 1. Listen and say               |
| 15    | 4    | Exercise 4. Listen                       |
| 16    | 4    | Exercise 1. Listen and chant             |
| 17    | 4    | Exercise 3. Cookie Jar Game              |
| 18    | 4    | Exercise 1. Listen, point, and say       |
| 19    | 4    | Exercise 2. Listen and practice          |
| 20    | 4    | Exercise 3. Number Race                  |
| 21    | 4    | Exercise 1. Listen and say               |
| 22    | 4    | Exercise 3. Listen and write             |

### CD 3 Audio Track List

| Track | Unit | Phonics Practice Section                   |
|-------|------|--|
| 02    | 3    | Exercise 1. Listen, trace the first letter |
| 03    | 3    | Exercise 2. Listen and write               |
| 04    | 3    | Exercise 1. Listen, trace the first letter |
| 05    | 3    | Exercise 2. Listen and write               |
| 06    | 4    | Exercise 1. Listen, trace the first letter |
| 07    | 4    | Exercise 2. Listen and write               |
| 08    | 4    | Exercise 1. Listen, trace the first letter |
| 09    | 4    | Exercise 2. Listen and write               |



### CD 4 Audio Track List

| Track | Unit | Workbook Section                        |
|-------|------|---|
| 02    | 1    | Exercise 1. Listen and practice         |
| 03    | 1    | Exercise 1. Listen and practice         |
| 04    | 1    | Exercise 1. Listen and chant            |
| 05    | 1    | Exercise 1. Listen and practice         |
| 06    | 1    | Exercise 1. Listen, point, and practice |
| 07    | 1    | Exercise 1. Listen and practice         |
| 08    | 1    | Exercise 1. Listen, point, and practice |
| 09    | 1    | Exercise 1. Listen, point, and practice |
| 10    | 2    | Exercise 1 Listen and practice          |
| 11    | 2    | Exercise 1 Listen and practice          |
| 12    | 2    | Exercise 1 Listen and chant             |
| 13    | 2    | Exercise 1 Listen and practice          |
| 14    | 2    | Exercise 1 Listen and chant             |
| 15    | 2    | Exercise 1 Listen and chant             |
| 16    | 2    | Exercise 1 Listen and practice          |
| 17    | 2    | Exercise 1 Listen and practice          |

### CD 5 Audio Track List

| Track | Unit | Workbook Section                        |
|-------|------|---|
| 2     | 3    | Exercise 1. Listen, point, and practice |
| 3     | 3    | Exercise 1. Listen and practice         |
| 4     | 3    | Exercise 1. Listen, chant, and do       |
| 5     | 3    | Exercise 1. Listen, point, and practice |
| 6     | 3    | Exercise 1. Listen, point, and practice |
| 7     | 3    | Exercise 1. Listen, point, and practice |
| 8     | 3    | Exercise 1. Listen, point, and practice |
| 9     | 3    | Exercise 1. Listen, point, and practice |
| 10    | 4    | Exercise 1. Listen, point, and practice |
| 11    | 4    | Exercise 1. Listen, point, and practice |
| 12    | 4    | Exercise 1. Listen and chant            |
| 13    | 4    | Exercise 1. Listen and practice         |
| 14    | 4    | Exercise 1. Listen, point, and practice |
| 15    | 4    | Exercise 1. Listen, point, and practice |
| 16    | 4    | Exercise 1. Listen, point, and practice |
| 17    | 4    | Exercise 1. Listen, point, and practice |

| الحد الأدنى | الرمز  | By the end of the year students will be able to:   |
|-------------|--------|--|
| X           | 1/7/4  | Recognize and produce the sounds of the English alphabet.  |
| X           | 2/7/4  | Recognize short and only some long vowels: {long /a/ as in "cake", long /e/ as in "sea", long /o/ as in "nose", and long /i/ as "kite"}.   |
| X           | 3/7/4  | Recognize and differentiate between some English letters (b & p), (f & v).   |
|             | 4/7/4  | Recognize and produce only some English digraphs such as, (th, sh, ch).  |
| X           | 5/7/4  | Recognize and match sounds to letters.   |
| X           | 6/7/4  | Participate verbally and non-verbally in short simple activities: greeting, giving and receiving commands and instructions.  |
| X           | 7/7/4  | Recognize intonation patterns of statements and questions.   |
| X           | 8/7/4  | Ask and respond to simple assigned sentences in present tense form with the verb (like) using first and second person singular and in affirmative, negative and interrogative statements and (Yes/No questions). |
| X           | 9/7/4  | Ask and respond to basic questions about personal information using verb to be (am, is, are),(have got) and wh. questions (what, where, who, how).   |
| X           | 10/7/4 | Recognize and use indefinite articles (a, an) using (this and that).   |
| X           | 11/7/4 | Recognize and apply regular plural formation using (these and those).  |
| X           | 12/7/4 | Recognize and apply subjective pronouns correctly (I, You, He, She, It, We, They).   |
|             | 13/7/4 | Recognize prepositions of place (in, on)   |
|             | 14/7/4 | Talk about feelings in simple and short sentences.   |
| X           | 15/7/4 | Identify main colours ( red, blue, green, black, white, yellow. brown)   |
| X           | 16/7/4 | Identify and talk about classroom objects which are assigned in the book.  |
|             | 17/7/4 | Identify and talk about family members and possession using two possessive adjectives: (my, your)  |
|             | 18/7/4 | Identify and talk about food, animals, clothes.  |
|             | 19/7/4 | Talk about likes and dislikes.   |
|             | 20/7/4 | Be willing to listen to short digital and recoded materials.   |
| X           | 21/7/4 | Utter simple words and numbers (cardinal numbers 1-19).  |
|             | 22/7/4 | Read and count numbers in tens (10-100).   |
| X           | 23/7/4 | Read aloud simple words and sentences.   |
| X           | 24/7/4 | Read and match words to photos/drawings.   |
| X           | 25/7/4 | Read and comprehend simple short sentences.  |
| X           | 26/7/4 | Spell some simple sight words correctly.   |
|             | 27/7/4 | Be willing to read simple short illustrated stories.   |
| X           | 28/7/4 | Recognize and apply the directionality in writing English (e.g. left/right, top/bottom).   |
| X           | 29/7/4 | Use lined paper correctly with headline, midline, and baseline.  |
| X           | 30/7/4 | Copy words, numbers and simple short sentences.  |
| X           | 31/7/4 | Write upper/lower case letters correctly.  |
| X           | 32/7/4 | Use appropriate spacing between words and sentences.   |
|             | 33/7/4 | Write guided short answers to written questions.   |
| X           | 34/7/4 | Do controlled writing such as supplying missing letters and words.   |
| X           | 35/7/4 | Recognize and apply the punctuation and capitalization assigned for this grade: (capitalizing the beginning of names, sentences, questions and the use of full stop and question mark).                          |



وزارة التعليم  
Ministry of Education  
2022 - 1444

Term 2

WORKBOOK  
1

WE CAN!

Mc  
Graw  
Hill



وزارة التعليم  
Ministry of Education  
2022 - 1444



# Contents

| Workbook |                           |    |
|----------|---------------------------|----|
| Unit 1   | How Old Are You?          | 49 |
| Unit 2   | What's This? What's That? | 57 |
| Unit 3   | Toys and Things           | 65 |
| Unit 4   | Food                      | 73 |



# Unit 1 How Old Are You?

وزارة التعليم  
Ministry of Education  
2022 - 1444



## Goal 25 CD4 02 How Old Are You? Talk Time

I can say my age.

I listened to CD4 02        days this week.

Name \_\_\_\_\_ Class \_\_\_\_\_

### 1 Listen and practice. Trace.

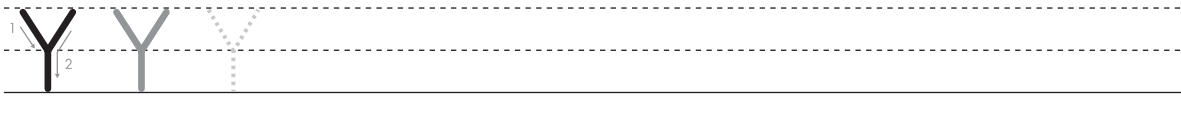
How old are you?

I'm ten years old.



I'm nine years old.

### 2 Trace and write.



**Goal 26** CD4 03 **How Old Are You? Talk Time**



I can ask someone "How old are you?" and get the answer.

I listened to CD4 03        days this week.

Name \_\_\_\_\_ Class \_\_\_\_\_

**1 Listen and practice. Say your age. Trace.**

How old are you?




I'm ten years old.

Write your age.

I'm \_\_\_\_\_ years old.

I'm 3,000 years old.



**2 Trace and write.**

**Goal 27** CD4 04 **How Old Are You? Rhythms and Sounds**

I can chant the *Ten Little Camels* chant.

I listened to CD4 04        days this week.

Name \_\_\_\_\_ Class \_\_\_\_\_



**1** Listen and chant. Trace.


One little, two little,  
three little camels.




Four little, five little, six little camels.



Seven little, eight little, nine little camels.



Ten little camels here.



**2** Trace and write.

a a a

**Goal 28** CD4 05 **How Old Are You? Rhythms and Sounds**

I can play the Clap and Guess the Number Game.

I listened to CD4 05        days this week.

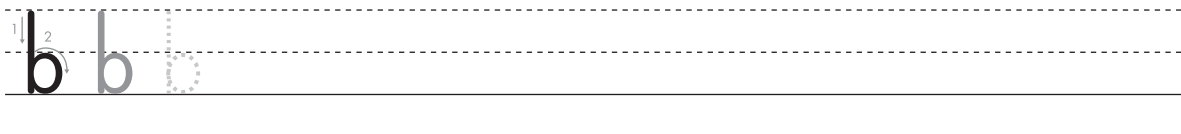
Name \_\_\_\_\_ Class \_\_\_\_\_



**1 Listen and practice. Play. Trace.**



**2 Trace and write.**



**Goal 29** CD4 06 **How Old Are You? Words**



I can say the names of three shapes.

I listened to CD4 06        days this week.

Name \_\_\_\_\_ Class \_\_\_\_\_

**1 Listen, point, and practice. Trace.**




square



diamond



rectangle



circle



star



triangle



**2 Trace and write.**

C C C



**Goal 30** CD4 07 **How Old Are You? Words**





I can find three shapes outside of home.

I listened to CD4 07        days this week.

Name \_\_\_\_\_ Class \_\_\_\_\_

**1** Listen and practice. Trace.



**2** Trace and write.

d d d

**Goal 31** CD4 08 **How Old Are You? Phonics**



I can make the sounds of the letters F, G, H, I, and J.


I listened to CD4 08        days this week.

Name \_\_\_\_\_ Class \_\_\_\_\_

**1 Listen, point, and practice. Trace.**

F says f, f, fish.  
G says g, g, goat.  
H says h, h, hat.  
I says i, i, ink.  
J says j, j, jet.

F! F! Fish!



**2 Trace and write.**

.....  
e e .....

**Goal 32** CD4 09 **How Old Are You? Phonics**




I can write the letters A to J at home.

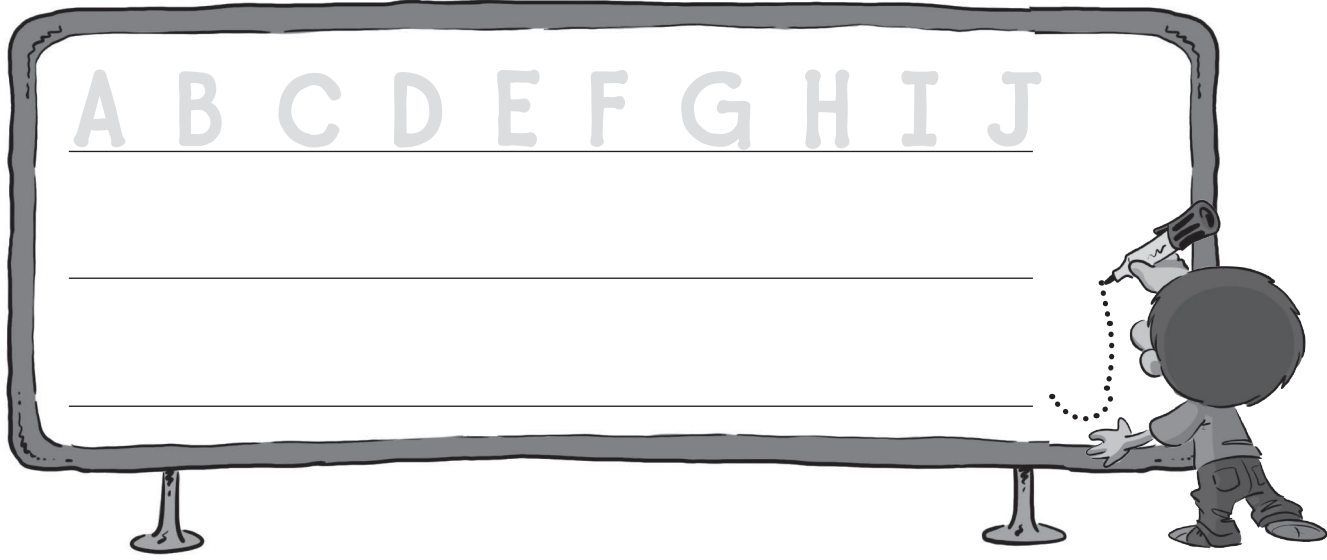
I listened to CD4 09        days this week.

Name \_\_\_\_\_ Class \_\_\_\_\_

**1** Listen, point, and practice.  
Trace and copy.



A B C D E F G H I J  
\_\_\_\_\_  
\_\_\_\_\_  
\_\_\_\_\_



**2** Trace and write.

f f  
\_\_\_\_\_  
\_\_\_\_\_

# Unit 2 What's This? What's That?

وزارة التعليم  
Ministry of Education  
2022

## Goal 33 CD4 10 What's This? What's That? Talk Time

I can ask "What's this?", "What's that?" and get the answer.

I listened to CD4 10         days this week.

Name \_\_\_\_\_ Class \_\_\_\_\_



### 1 Listen and practice. Trace.

What's this?

It's a triangle.

What's that?

It's a book.

### 2 Trace and write.

A A

B B



**Goal 34** CD4 11 **What's This? What's That? Talk Time**

I can point and say "This is an apple" and "That's a book"

I listened to CD4 11        days this week.


Name \_\_\_\_\_ Class \_\_\_\_\_



**1** Listen and practice. Trace.




This is an apple.



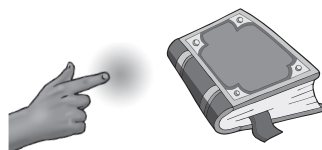
That's an eraser.



This is a pen.



That's an orange.



That's a book.

**2** Trace and write.

C C D D

**Goal 35** CD4 12 **What's This? What's That? Rhythms and Sounds**

I can ask "How old is he/she?" and get the answer.

I listened to CD4 12        days this week.

Name \_\_\_\_\_ Class \_\_\_\_\_



**1** Listen and chant. Trace.

How old are you? How old are you?

I am ten, I am ten.

How old is Abdullah?

How old is Abdullah?

He is ten. He is ten.



How old is she? How old is she?

Who is she? Who is she?

How old is Amina?

How old is Amina?

She is ten. She is ten.



How old are you? How old are you?

We are ten. We are ten.

We are, they are. We are, they are.

Everybody's ten!

**2** Trace and write.

E E

F F

**Goal 36** CD4 13 **What's This? What's That? Rhythms and Sounds**

I can ask "How old are we / you / they?" and get the answer.

I listened to CD4 13         days this week.

Name \_\_\_\_\_ Class \_\_\_\_\_



**1 Listen and practice. Trace.**

1.

How old are you?

We're ten.



2.


How old is Noura?



She's nine.

3.

How old are Rana and Amira?



They're ten.

4.

How old is Joe?



He's nine.

**2 Trace and write.**

G G H H

**Goal 37** CD4 14 **What's This? What's That? Words**

I can ask "What color is it?", "Is it red?" and get the answer.

I listened to CD4 14        days this week.

Name \_\_\_\_\_ Class \_\_\_\_\_



**1** Listen and chant. Color and trace.

What color is it? What color is it?

 Is it purple? Is it pink? 

 Is it red? Is it green? 

 It's not purple. It's not pink. 

 It's not red. It's not green. 

 It's black and white. 

It's a cow. Is that right? 

Yes, it is. You're right!

**2** Trace and write.

I I J J



**Goal 38** CD4 15 **What's This? What's That? Words**

I can ask "What color are they?", "Are they black?" and get the answer.

I listened to CD4 15        days this week.

Name \_\_\_\_\_ Class \_\_\_\_\_



**1** Listen and chant. Color and trace.

What color are they?

What color are they?


Are they yellow? Are they blue?

Are they orange? Are they white?

They're yellow and orange

and blue and white...

They're parrots! Am I right?



Yes, you are. You're right!

**2** Trace and write.

a a b b

**Goal 39** CD4 16 **What's This? What's That? Phonics**

I can make the sounds of the letters A, B, C, D, E, F, G, H, I, J

I listened to CD4 16       days this week.

Name \_\_\_\_\_ Class \_\_\_\_\_



**1 Listen and practice. Match.**

1. APPLE

2. HAT

3. COW

4. FISH

5. BEAR


6. EGG

7. GOAT

8. JET

9. DUCK

10. INK



**2 Trace and write.**

\_\_\_\_\_

c c

\_\_\_\_\_

\_\_\_\_\_

\_\_\_\_\_

d d

\_\_\_\_\_

\_\_\_\_\_

**Goal 40** CD4 17 **What's This? What's That? Phonics**



I can write the letters A to J.

I listened to CD4 17        days this week.

Name \_\_\_\_\_ Class \_\_\_\_\_

**1 Listen and practice. Write.**

**A B C D E F G H I J**



\_\_\_ AT



\_\_\_ OAT



\_\_\_ ISH



\_\_\_ UCK



\_\_\_ EAR



\_\_\_ GG



\_\_\_ PPLE



\_\_\_ NK



\_\_\_ OW



\_\_\_ ET

**2 Trace and write.**

e e f f

# Unit 3 Toys and Things

وزارة التعليم  
Ministry of Education  
2022 - 1444



## Goal 41 CD5 02 Toys and Things: Talk Time

I can act out the talks about *how many* with a partner.

I listened to CD5 02        days this week.

Name \_\_\_\_\_ Class \_\_\_\_\_

### 1 Listen, point, and practice. Trace.

How many do you have?

I have one.



I have two.

How many do you have?

### 2 Trace and write.

g g g



**Goal 42** CD5 03 **Toys and Things: Talk Time**

I can play the Number Guessing Game with a friend.

I listened to CD5 03        days this week.

Name \_\_\_\_\_ Class \_\_\_\_\_

**1 Listen and practice. Trace.**

How many marbles do I have?

Seven!

No! Three!

How many marbles do I have?

Five!

That's right!  
I have five.

**2 Trace and write.**

h h



**Goal 43** CD5 04 **Toys and Things: Rhythms and Sounds**

I can chant the *Robot Bear* chant with actions.

I listened to CD5 04        days this week.

Name \_\_\_\_\_ Class \_\_\_\_\_




**1** Listen, chant, and do. Trace.

Robot bear, robot bear,  
turn around.

Robot bear, robot bear,  
touch the ground.

**Robot bear, robot bear, show your shoe.**

**Robot bear, robot bear, you're out, too.**



**2** Trace and write.



**Goal 44** CD5 05 **Toys and Things: Rhythms and Sounds**

I can tell a friend to do two of the Robot Bear's actions.

I listened to CD5 05        days this week.

Name \_\_\_\_\_ Class \_\_\_\_\_



**1** Listen, point, and practice. Trace.



Turn around!




Touch the ground!

Show your shoe!



You're out!



**2** Trace and write.

Jj

# Goal 45 CD5 06 Toys and Things: Words

I can listen, point, and say the names of five toys.


I listened to CD5 06        days this week.

Name \_\_\_\_\_ Class \_\_\_\_\_



## 1 Listen, point, and practice. Trace.


bicycle



stickers




robot



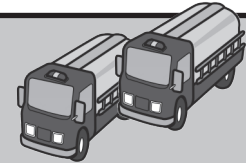
coloring book



puzzle



toy trucks



footballs



dollhouse



puppet



computer games



## 2 Trace and write.

k k k

**Goal 46** CD5 07 **Toys and Things: Words**



I can say the names of some clothes.

I listened to CD5 07        days this week.

Name \_\_\_\_\_ Class \_\_\_\_\_

**1** Listen, point, and practice. Trace.

a shirt, a skirt, a T-shirt,  
trousers, and cell phones



**2** Trace and write.

Tracing lines with a vertical line and a dashed line for practice.

## Goal 47 CD5 08 Toys and Things: Phonics

I can make the sounds of the letters K, L, M, and N and write them.

I listened to CD5 08        days this week.

Name \_\_\_\_\_ Class \_\_\_\_\_






### 1 Listen, point, and practice. Trace.

K says k, k, kiwi.

L says l, l, lion.

M says m, m, monkey.

N says n, n, nest.



### 2 Trace and write.

 m m m



**Goal 48** CD5 09 **Toys and Things: Phonics**



I can count from 1 to 10.

I listened to CD5 09        days this week.

Name \_\_\_\_\_ Class \_\_\_\_\_

**1 Listen, point, and practice.**  
**Trace and copy.**

|   |   |   |   |    |   |   |
|---|---|---|---|----|---|---|
| A | B | C | D | E  | F | G |
|   |   |   |   |    |   |   |
|   |   |   |   |    |   |   |
| 1 | 2 | 3 | 4 | 5  |   |   |
| H | I | J | K | L  | M | N |
|   |   |   |   |    |   |   |
|   |   |   |   |    |   |   |
| 6 | 7 | 8 | 9 | 10 |   |   |



**2 Trace and write.**

.....

n n n

.....

# Unit 4 Food

وزارة التعليم  
Ministry of Education  
2022 - 1444



## Goal 49 CD5 10 Food: Talk Time


I can act out the talks about food with a partner.

I listened to CD5 10  days this week.

Name \_\_\_\_\_ Class \_\_\_\_\_

1 Listen, point, and practice. Trace.


Do you like pizza?



Yes, I like pizza.

Do you like macaroni?

No, I don't like macaroni.



2 Trace and write.



**Goal 50** CD5 11 **Food: Talk Time**



I can say two foods that I like.

I listened to CD5 11        days this week.

Name \_\_\_\_\_ Class \_\_\_\_\_

**1** Listen, point, and practice. Trace.



**2** Trace and write.

p p p

**Goal 51** CD5 12 **Food: Rhythms and Sounds**



I can chant the *Cookie Jar* chant using good rhythm.

I listened to CD5 12        days this week.

Name \_\_\_\_\_ Class \_\_\_\_\_

**1** Listen and chant. Trace.

Who took the cookies  
from the cookie jar?

**Labeeb** took the **cookies** from the **cookie jar**.

Who, me?

Yes, you!

Not me!



Then **who** took the **cookies**  
from the **cookie jar**?



**2** Trace and write.

q q q

**Goal 52** CD5 13 **Food: Rhythms and Sounds**

I can say "Who took the cookies from the cookie jar?" three times really fast.

I listened to CD5 13         days this week.


Name \_\_\_\_\_ Class \_\_\_\_\_



**1 Listen and practice. Trace.**

Who took the cookies from the cookie jar?

Who took the cookies from the cookie jar?  
Who took the cookies from the cookie jar?  
Who took the cookies from the cookie jar?



**2 Trace and write.**

r r r



**Goal 53** CD5 14 **Food: Words**



I can point to and say five kinds of food.

I listened to CD5 14        days this week.

Name \_\_\_\_\_ Class \_\_\_\_\_

**1** Listen, point, and practice. Trace.

orange  
pizza  
soup  
kabsa  
apple



salad, rice, apricot, sandwich, carrot

**2** Trace and write.

S S

**Goal 54** CD5 15 **Food: Words**



I can count from one to ten and back.

I listened to CD5 15       days this week.


Name \_\_\_\_\_ Class \_\_\_\_\_

**1 Listen, point, and practice. Trace.**

1 2 3 4 5  
6 7 8 9 10  
10 9 8 7 6  
5 4 3 2 1



**2 Trace and write.**



**Goal 55** CD5 16 **Food: Phonics**





I can make the sounds of the letters O, P, Q, and R.

I listened to CD5 16        days this week.

Name \_\_\_\_\_ Class \_\_\_\_\_

**1 Listen, point, and practice. Trace.**

O says o, o, octopus.  
P says p, p, parrot.  
Q says q, q, quilt.  
R says r, r, rabbit.



**2 Trace and write.**

u u u

**Goal 56** CD5 17 **Food: Phonics**



I can write the letters A to R.

I listened to CD5 17        days this week.

Name \_\_\_\_\_ Class \_\_\_\_\_

**1** Listen, point, and practice.  
Trace and copy.

A B C D E F

G H I J K L

M N O P Q R

**2** Trace and write.

V V V